




Innovating the Art of Listening

EF600

Balanced Headphone Amplifier and DAC

User Guide



FCC ID: 2BAQY-EF600



214-230009

Thank you for choosing the HIFIMAN EF600, our flagship amplifier/DAC. This Owner's Manual will provide a helpful overview and familiarize you with the products features and proper usage.

HIFIMAN is a world-famous manufacturer specializing in high-end audiophile-grade products. The company's excellent R&D team features industry professionals with extensive experience in "voicing" high-end headphones and electronics.

Following the success of the EF400, HIFIMAN introduces the EF600, designed for audiophile-grade desktop performance. Featuring HIFIMAN's acclaimed Hymalaya Pro DAC module, the EF600 is designed for use as a pre-amp or completely independent amplifier. Its elegant industrial design makes it a welcome addition to the room, no matter where it is placed.

Hymalaya Pro is with the added support of a new FPGA algorithm and 0.01% precision resistors. The sum total is performance that surpasses the PCM1704 in every way.

The EF600 features the upgraded Qualcomm QCC5124 Bluetooth design that supports multiple Bluetooth codecs, including aptX-HD, delivering lossless sound quality for audiophile-grade sonics.

Table of Contents

Important	03
Specifications	04
In-box Accessories	04
Front Panel Layout	05
Real Panel Layout	06
Bottom Panel Layout	07
Connect to PC or Mobile Phone via USB Cable	08
HIFIMAN Limited Warranty	09

Important

1. Power voltage varies depending upon the region. Before connecting this product to a power source for the first time, please make sure the rated voltage on the panel corresponds to local voltage requirements. If not, the power supply should be turned off and the power cable disconnected before adjusting the voltage selector to conform to local standards. The value displayed on the voltage switch is the current voltage.
2. Firmly grasp the plug when the power cable is being unplugged. Do not pull the cable to unplug.
3. Do not operate with wet or oily hands.
4. This product should not be placed in a dusty, dirty environment. Never expose it to high humidity.
5. The plug should be unplugged if the product will not be used for an extended period.
6. Do not reverse the L/R channel while connecting with the audio devices.
7. To avoid hearing loss, always maintain a moderate listening volume when using headphones /earphones.
8. Be careful to ensure the EF600 is used only by adults who understand the proper option. Keep the Amp/DAC away from children. Likewise, high temperatures and potentially damaging chemicals and solvents such as butane lighters, gasoline, insecticides, etc. may cause irreparable damage to the EF600.
9. This product should not be disassembled or refitted by anyone other than HIFIMAN.
10. In the following situations, please disconnect the power supply from the product and contact HIFIMAN customer service.
 - A. The power cable or plug is damaged.
 - B. The product has fallen to the ground or liquid has spilled into or on the equipment.
 - C. The product was exposed to an extremely humid environment.
 - D. The product does not seem to operate properly, or there is a noticeable change in performance.

6SHFL'FDWLRQV

Signal to Noise Ratio: 118dB gA Weighted h

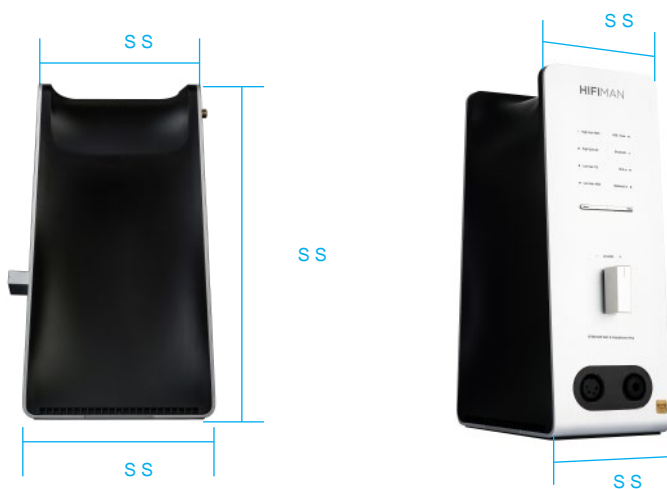
Channel Separation: 131dB33dB THD+N (Line out) : 0.0014% g-8dB)

Max Power Output y 5.12 WPC@32ff balanced/1.8 WPC@32ff unbalanced

Codecs y AAC/SBC/aptX/aptX-HD/LDAC

Weight y ~2.86kg g including Bluetooth antenna h

Dimension: see below graphic for all details



Qualcomm[®]
aptX[™]



Qualcomm[®]
aptX HD



*LDAC and LDAC logo are trademarks of Sony Corporation.

*aptX[™] and aptX-HD[™] and their logo are registered trademarks of Qualcomm Incorporated.

In-box Accessories

Power Cable x1

Bluetooth Antenna x1

Note:

Specifications and features are subject to change without notice.

Front Panel Layout




Note


* USB/COAXIAL Input Indicator

- The indicator light is green when it is USB input.
- The indicator light is white when it is Coaxial input.

Real Panel Layout



Bottom Panel Layout



/SVUXZGTZ

6U]KX \URZGMK \GXOKY JKVKTJOTM [VUT ZNK XKMOUT (KLUXK IUTTKIZ
VU]KX YU[XIK LUX ZNK LOXYZ ZOSK VRKGYK SGQK Y[XK ZNK XGZKJ \UR
IUXXKYVUTJY ZU RUIGR \URZGMK XKW[OXKSKTZY /L TUZ ZNK VU]KX Y
GTJ ZNK VU]KX IGRK JOYIUTTKIZKJ HKLUXK GJP[YZOTM ZNK \URZGMK
RUIGR YZGTJGXJY :NK \GR[K JOYVRG_KJ UT ZNK \URZGMK Y]OZIN OY Z

Connect to PC or Mobile Phone via USB Cable

Connect to PC

1. Connect the HIFIMAN EF600 to a PC with the appropriate USB cable.
(Note: USB charging cable is not applicable.)
2. When connected the PC will recognize the device. Confirm the HIFIMAN device is selected. If the device is not recognized, go to the PC's settings, search for Sound, and select the corresponding output device.
3. Launch the music application on your computer and enjoy.

* Note: For macOS, WIN10 and above, direct connection is quick and immediate.
For WIN XP and older, please visit <http://hifiman.com/services> to download the appropriate driver.

Connect to Mobile Phone

1. Connect the HIFIMAN EF600 to a mobile phone with the appropriate USB cable.
(Note: USB charging cable is not applicable.)
2. Confirm setup connection: The mobile phone should automatically recognize the device. If not, go to Developer Options and enable the USB Debugging option.
3. Launch the music application on the phone and enjoy.

FCC STATEMENT

1. This device complies with Part 15 of the FCC Rules.

Operation is subject to the following two conditions:

- (1) This device may not cause harmful interference, and
 - (2) This device must accept any interference received, including interference that may cause undesired operation.
2. Changes or modifications not expressly approved by the party responsible for compliance could void the user's authority to operate the equipment.

FCC Radiation Exposure Statement:

The device has been evaluated to meet general RF exposure requirement.

The device can be used in portable exposure condition without RF restriction.

NOTE: This equipment has been tested and found to comply with the limits for a Class B digital, pursuant to Part 15 of the FCC Rules. These limits are designed to provide reasonable protection against harmful interference in a residential installation. This equipment generates, uses and can radiate radio frequency energy and, if not installed and used in accordance with the instructions, may cause harmful interference to radio communications. However, there is no guarantee that interference will not occur in a particular installation. If the equipment does cause harmful interference to radio or television reception, which can be determined by turning the equipment off and on, the user is encouraged to try to correct the interference by one or more of the following measures:

- Reorient or relocate the receiving antenna.
- Increase the separation between the equipment and receiver.
- Connect the equipment into an outlet on a circuit different from that to which the receiver is connected.
- Consult the dealer or an experienced radio / TV technician for help.

HIFIMAN Limited Warranty

EF600 is warrantied for a period of one year beginning with the original date of purchase. If you join the official HIFIMAN group on Facebook, your product warranty will be extended for an additional six months. Please contact HIFIMAN customer service if you need any assistance.

The dated sales or delivery receipt is your proof of purchase. You may be required to provide proof of purchase as a condition of receiving warranty service so please keep it handy.

If your product is under warranty and malfunctions occur, please contact HIFIMAN customer service or your authorized dealer. If necessary, and at the discretion of HIFIMAN, the company will provide a warranty repair or replacement of your product.

Caution: do not disassemble or modify the product in any way. Tampering with or modifying your HIFIMAN product will void its warranty.

This Limited Warranty does not apply to :

1. Defective or discolored parts if the damages are caused by fluids, dirt, missing keys, broken plastic parts or improper use.
2. Damage caused by misuse with another product.
3. Use of the product for other than its normal intended use, including, without limitation, failure to use the product in accordance with the supplied "Owner's Guide"
4. Damage caused by accident, abuse, neglect or misuse.
5. If you do not have a valid dated receipt showing proof of purchase.
6. Damage caused by services/repairs or other modifications to the system carried out by anyone other than HIFIMAN or an authorized HIFIMAN distributor or dealer.
7. Damage caused by self-repair or if the unit has been disassembled or modified in any way.

HIFIMAN guarantees your satisfaction and will do everything reasonable to achieve that. If you have any questions or concerns with your product, simply contact your authorized dealer or HIFIMAN directly (if purchased from us) and explain the issue in detail. Should a return be required, a RA# will be issued. Return shipping to HIFIMAN or authorized service facility will be at the owner's expense.

The warranty applies to the first purchaser and is not transferable. Should you need warranty service please contact your authorized HIFIMAN dealer. Or email us directly at customerservice@HIFIMAN.com

If you have any concerns with your product: please contact us to explain the issue in detail. If a return/refund is required, a RA# will be issued. Return shipping to HIFIMAN or authorized service facility is done at the owner's expense.

For any further information or questions, please contact your authorized HIFIMAN dealer. Or email us directly at customerservice@HIFIMAN.com.



facebook.com/hifimanelectronics



twitter.com/hifimanofficial



www.hifiman.com

HIFIMAN ELECTRONICS CORPORATION

Address: 2602 Beltagh Ave, Bellmore, NY 11710, USA



Innovating the Art of Listening

) [YZUSKX 9KX\OIK :KR

+ SGOR I [YZUSKXYKX\OIK&./FACEBOOKUS

=KHYOZK]]] ./,/3'4 IUS

Scan QR Code to join
HIFIMAN on facebook