USER GUIDE

Gebrauchsanweisung
Manual de instrucciones
Mode d'emploi
Istruzioni per l'uso
Buku Manual
取扱説明ガイド
사용설명서
说明使用指南



Breezy

Wireless Earbuds

APP

PeatsAudio

Please Download the SOUNDPEATS Exclusive App "PeatsAudio" from the App Store

PeatsAudioアプリをダウンロードして、より快適にご利用いただけます

PeatsAudio

GET IT ON Google Play

Download on the App Store

※ Google Play and the Google Play logo are trademarks of Google LLC.
※ Apple, the Apple logo are trademarks of Apple Inc., registered in the U.S. and other countries and regions.

FIRST TIME OF USE

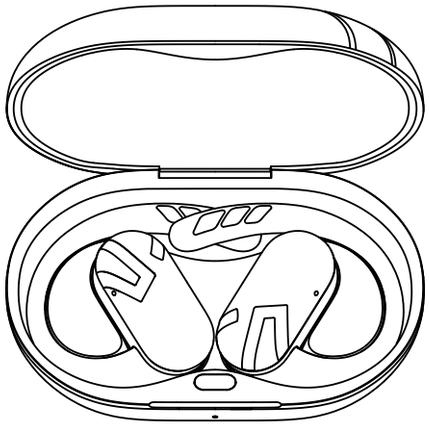

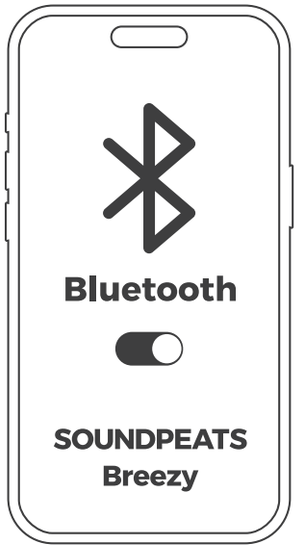

EN

1. When the headphones are placed in the charging case, opening the case lid will automatically power them on; closing the lid will automatically power them off.
2. Once the headphones are powered on, search for and select the Bluetooth device named SOUNDPEATS Breezy on your mobile phone to establish a successful connection.

CONTROL

EN x1: Single tap
1.5s: Long press for 1.5s

RESET & ENTER PAIRING MODE MANUALLY

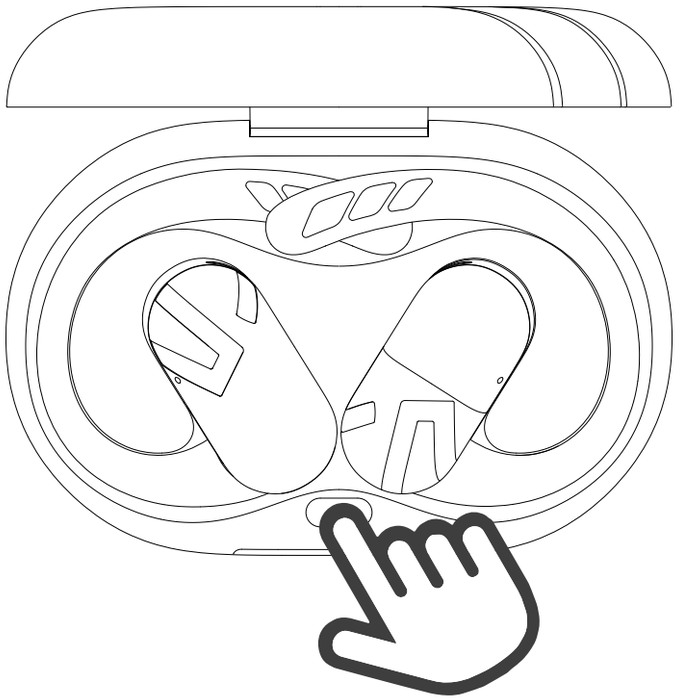

EN

Open the charging box and place the earphones in the charging box.
Reset: Long press the charging case button for 10 seconds until the indicator light flashes white and red twice.
Enter pairing mode manually: Long press the charging case button for 3s and the indicator light flashes white until the earphones are connected successfully.

WEARING



EN

1.Identify left and right earphones.
2.Rotate the headset and find the most comfortable position.

WHAT DOES THE INDICATOR LIGHT OF THE CHARGING CASE DISPLAY?

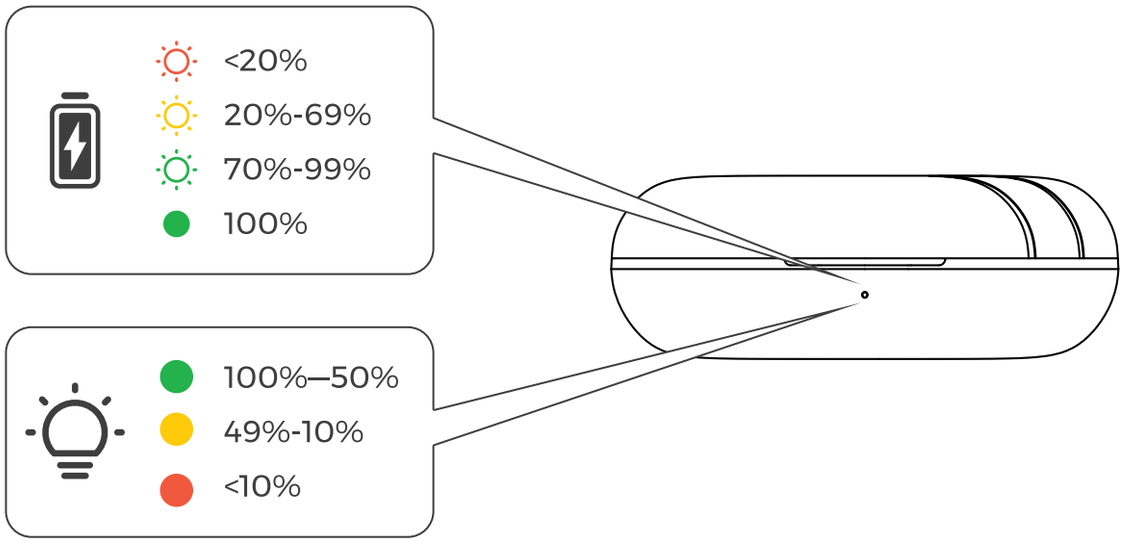

EN The Green light flashes slowly

The Green light stays on

DUAL DEVICE CONNECTION

EN

1. Follow these steps:

1) Pair the headsets with Device A first. After successful pairing, turn off the Bluetooth function on Device A.
2) Repeat the pairing process to connect the headsets with Device B. Keep the headsets connected to Device B.
3) Turn on the Bluetooth function on Device A.
4)*The headset will automatically connect with two devices next time after the first time dual device connection.

CHARGING

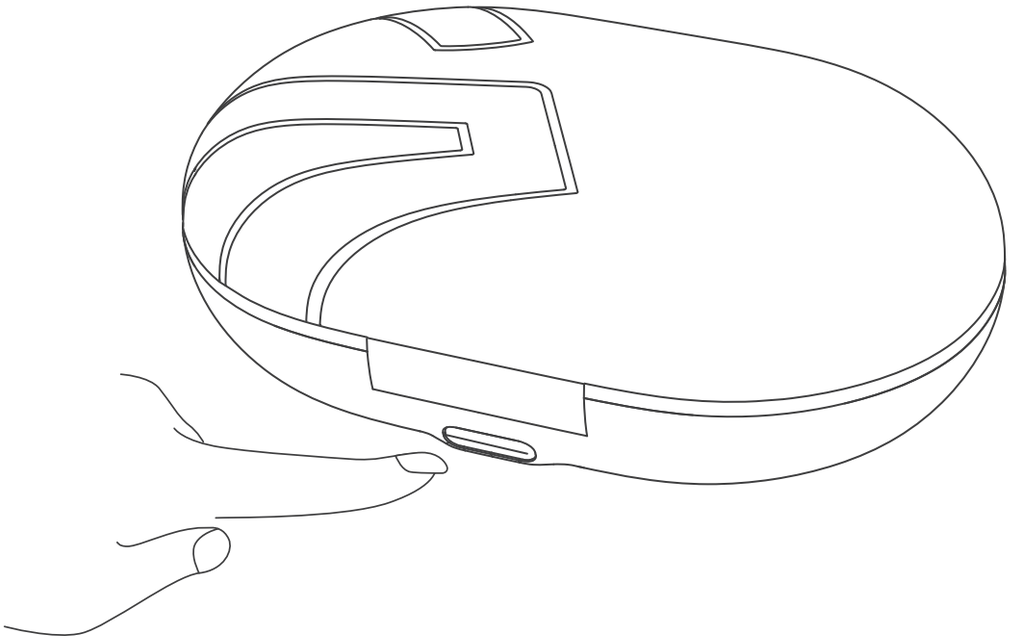

100%

EN

How to charge the charging case?

1.Connect the Type-C charging adapter to charge it (charging current does not exceed 1A).
2.When not in use for a long time, charge it at least once every three months.

Breezy

MANUFACTURER

Shenzhen SoundSOUL Information Technology Company Limited

Room 1308-1309, Building B, Huihai Square, Chuangye Road, Longhua District, Shenzhen, China. 518109

support@soundpeats.com

www.soundpeats.com

R 018-230086

FR DE UK ES IT

PAPER + BLISTER

BAC DE TRI

UK REP

Company: CET Product Service Ltd.
Address: Beacon House Stokenchurch Business Park, Ibstone Rd, Stokenchurch,High Wycombe, HP14 3FE ,UK
Email: info@cetproduct.com

TUR REP

MOZAMBEE SANAL MAĞAZACILIK VE LOJİSTİK LİMİTED ŞİRKETİ
Hocapaşa Mahallesi Ankara Caddesi Halil Lütfü Dördüncü İş Merkezi No:32 Kat:2 Daire:37/2 Fatih/ İstanbul/Türkiye

EC REP

Company: CET PRODUCT SERVICE LTD
Address: Osterholzallee 144 71636 Ludwigsburg Germany
E-mail: info@cetproduct.com

FCC ID: 2AFTU-DD036 IC ID: 27785-YK008
MADE IN CHINA