

# LavvieBot S

## QUICK GUIDE

01



Download on the  
App Store

GET IT ON  
Google Play

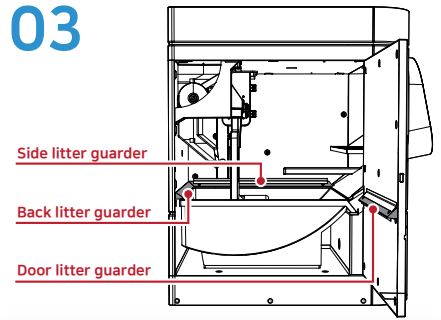
Download PurrSong application on your mobile device. It can be downloaded on both iOS and Android. Sign up and verify your email address to log in.

02




Watch 'LavvieBot Unboxing' and 'Litter Guarder Parts Assembly Check' clips on Manual section of PurrSong application. These two videos will help you get familiar with the product.

03



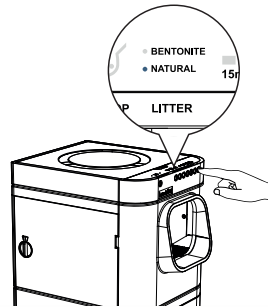
Remove white tapes inside and check if all the litter guarders are correctly attached. All the litter guarders must be assembled correctly to prevent urine leaking.

04



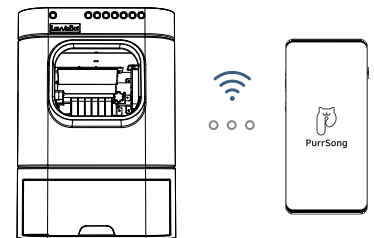
What litter are you using? Read bottom of page 1 "LITTER TYPES" to check what kind of litter you have and help you select a correct litter type on a product. **Setting an incorrect litter type may cause a damage to a unit.**

05



Choose the litter type to either BENTONITE or NATURAL by pressing the LITTER button. If you are using natural cat litter and set NATURAL on LavvieBot, first set up the litter level by watching [LavvieBot S Customer Guide Video - Manual 08 - Initial Litter Setting for Natural litter](#) on YouTube.

06



Open the PurrSong application, register your LavvieBot and connect to WiFi (supports only 2.4Ghz). Please update your firmware if you see the following icon 📶

## LITTER TYPES

### BENTONITE (CLUMPING CLAY) LITTER

Select **BENTONITE**  
on LavvieBot if you use...

- ① grey color with stone texture litter  
OR
- ② clumping clay litter

Bentonite cat litter examples:  
Odour Buster Multi-Cat,  
Intersand Classic Unscented Cat Litter, etc.

- **Do not use White colored bentonite litter**
- If you use lightweight clumping clay litter even though it is not compatible with the product, set litter type to NATURAL

### NATURAL LITTER

Select **NATURAL**  
on LavvieBot if you use...

- ① litter made of tofu, corn, or other botanical ingredients  
OR
- ② lightweight bentonite clumping litter (not recommended)

Natural cat litter examples:  
Croc Tofu Clean, etc.

- Never use Long or oval-shaped particles (not compatible with the product)
- **Avoid small particles of natural cat litter made of wheat such as sWheat Scoop natural cat litter**

### NON-CLUMPING LITTER

Select **NATURAL**  
on LavvieBot if you use...

Do not clump together in lumps,  
rather remain as separate particles

- Litter such as silica gel cat litter or crystal cat litter are non-clumpings
- Never use Long or oval-shaped particles (not compatible with the product)
- These types can be used with the product, however auto-refilling may not perform because they cannot form clumps

### 01 What if my cat does not use this automatic litter box?

First, unplug the unit and keep the side door open, or take out and leave the litter tray outside where the original litter box was placed until the cat gets familiar with the new environment.

### 02 Would it be alright if my cat's stool is watery and mushy?

If your cat's stool is liquid-like, set LavvieBot S's wait time to a longer period so that it gives enough time for the stool to solidify/dry before LavvieBot S cleans it.

### 03 Can I use tofu cat litter?

You can use tofu litter as long as its particle is small. Natural cat litter that has tinier particles and lighter weight than regular Tofu or Corn litter such as wheat may not be suitable for use. (see bottom of page 1 "LITTER TYPES" for details)

### 04 Can I use other bags as LavvieBot's waste bag?

Yes, you can use any bags that fit in the waste drawer; however, we recommend to use the bags enclosed with the product to prevent any error when measuring the amount of waste collected in the drawer.

### 05 How do I change the litter level?

If set on BENTONITE: Watch [LavvieBot S Customer Guide Video - Manual 09 - Litter Level Change for Bentonite litter](#) on YouTube  
If set on NATURAL: Watch [LavvieBot S Customer Guide Video - Manual 10 - Litter Level Change for Natural litter](#) on YouTube

### 06 I don't think it is performing auto-refilling after the litter got decreased in the tray.

1. Check if the actual litter you use is correctly set on LavvieBot's litter type (see bottom of page 1 "LITTER TYPES")
2. Check "Litter Level Set-up/Current" on IoT screen of your app.
  - If Litter Level Set-Up is smaller than Current:  
litter level is set low, thus increase your litter level by referring to the answer from #5 above
  - If Litter Level Set-Up is bigger than Current:
    - a. Is there enough litter in the litter storage?
    - b. If there is enough litter, take out the litter entrance net and take a moment to see if LavvieBot refills automatically when the litter gets decreased
    - c. If both a and b do not work, please contact CS team

### 07 What is litter level set-up?

LavvieBot will dispense a certain amount of litter automatically to keep its litter level as the litter gets decreased in a tray. When setting the litter level, we recommend to fill the litter tray up to the baseline marked inside the tray.

### 08 Does the auto-cleaning stop if my cat enters during that time?

Even during the cleaning process, it recognizes any approaching cat and immediately stops the operation and retracts its separator, making it available for the cat use the litter box all the time.

### 09 If I press the SCOOP button and force auto-cleaning, would the LavvieBot detect cats and stop?

When scooping is done manually, by pressing the SCOOP button, the LavvieBot thinks there is no one near itself and recognizes that it is safe to perform cleaning. Thus, scooping will not stop. However, you can stop its scooping by pressing the SCOOP button again to avoid any dangerous incident. Please keep your cats away from it when pressing the SCOOP button for manual scooping.

### 10 The storage has enough litter, but it is not dispensing litter while I'm pressing the STORAGE button.

- 1) LavvieBot won't dispense litter if the litter tray already contains the amount of pre-set litter level or more than that.
- 2) If the actual litter you are using and the litter type set on LavvieBot are different, litter won't be dispensed. Where do you see a blue light on LITTER LED of LavvieBot, BENTONITE or NATURAL? Please use the same litter types you put on the litter tray and set on the unit.
  - \* **Must see bottom of page 1 "LITTER TYPES" for the correct litter type set-up. Setting an incorrect litter type may cause a damage to a unit.**
  - \*\* Please note that the maximum litter weight for bentonite litter is 11lb and for natural it is 8.8lbs. Hence, LavvieBot will not dispense any litter more than those amount and pressing the STORAGE button will not work.

### 01 I didn't receive a verification email when I signed up on the application.

Please click 'Resend' several times and check your SPAM and PROMOTION email folders. If you still didn't receive one, we suggest trying with another email address.

### 02 What is "Unknown" in the application?

When the actual weight of your cat and the input weight on the app need to be somehow similar. If the weights are different, LavvieBot will not recognize your cat and show "Unknown". However, the range of a cat's weight is 350g up and down. Let's say your cat weighs about 500g, then 850g and 150g would be maximum and minimum arrangement of your cat's weight.

### 03 What does "Location" mean on PurrSong application?

The Location is the place where the cat uses the LavvieBot S, for example, it could be a living room, bedroom, office, etc. Please make sure to set the "Location" when you register your LavvieBot and cat.

### 04 How should I distinguish the "Location"?

You can distinguish "Locations" based on your cat's daily living space. For example, if you have two LavvieBots in your house and your cats use both units, then all your cats and LavvieBots must be registered in the same "Location". If your cats have their own preference and use only one of the two, register them under a different Location accordingly so that you can have more accurate information for each cat.

### 05 What is the relationship between "Locations" and "Users"?

The Location have two concepts of users: "Super User" and "User." The Super User refers to a user who creates the Location and is the one who manages this Location such as registering/editing/deleting cats and LavvieBot, inviting "User" to "Super User's" locations, delegating the authority of Super User to one of the "Users" in that location, and deleting all the information of Locations. On the other hand, once "Users" are invited to the certain "Location", they can receive information.