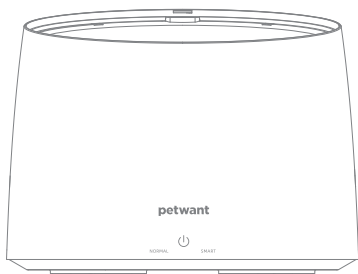


petwant

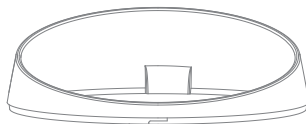


Smart Pet Fountain

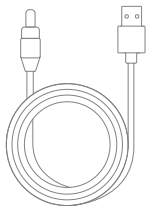
Parts Diagram



Main Body



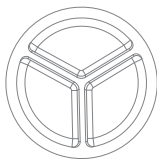
Transparent Cover




Drinking



Chitosan(Optional)



Filter



Filter Cover



Water Pipe

Product Introduction



Anti-skid Mat



In-built power cable



UV Lamp(Optional)

Chitosan(Optional)
Anti-bacterial/lipid-lowering/
immunity-increasing



Quick Instructions



① Please set the filter into the filter cover and assemble it under the drinking tray. (Install the Chitosan into the bottom of the filter)



② Please insert the head of the water pipe into the side outlet of drinking tray.



③ Please align the drinking tray with the related position of the main body, and insert the other side of water pipe into soft rubber plug of water pump.



④ Tighten the transparent cover according to the buckle position of the main body.

Function Instructions



UV Version- Normal Mode

Device will start to UV sterilize for 10 minutes every one hour after power on, the water pump will keep working. (Normal indicator will flash while sterilizing)

UV Version- Smart Mode(Press function button twice)

1. UV lamp and water pump will start to work when switched to smart mode
2. Device will work for 5 minutes and stop for 5 minutes in work cycle mode.
3. UV lamp will sterilize for 5 minutes in every 30 minutes. (Normal indicator will flash when UV sterilization)



Non UV Version- Normal Mode

Water pump keeps working, Normal indicator is solid white

Non UV Version- Smart Mode

Work for 5 minutes and stop for 5 minutes in work cycle mode.

Attention

1. Please cut off the power as soon as you do not use the device.
2. Base is forbidden to soak into water, please cut off the power while wiping the base and keep dry before using.
3. Please ensure the water in tank is over "Min" Line and below "Max" Line.
4. Please ensure the water is below the Max water line.
5. The transparent cover is detachable, please do not lift up the waterer separately.
6. Filters are suggested to replace every two hours to ensure the filtration effect.
7. Please do not watch the UV lamp in direct sight when Normal indicator are flashing.
8. Device will stop working and normal/smart indicators will flash when the water level is below Min line. It will alarm you 10 times to remind you filling the water and water fountain will return normal when the water is over the Min line.