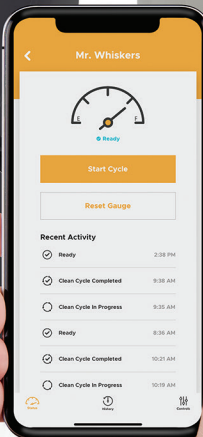


litter·robot®

The Future Called – Your Litter Box is Full.





Keep the litter box out of sight but not out of mind with the AutoPets Connect app! The app allows you to remotely monitor and control a single Litter-Robot 3 Connect or multiple units: View the waste drawer level, get notifications, troubleshoot, and see complete usage history for insights into your cat's health. The app is compatible with Apple mobile devices with iOS 10.0 or greater and Android mobile devices 8.0 or greater.



Tech Requirements



Compatible with both Apple and Android mobile devices



Requires iOS 10.0 or greater, or Android 8.0 or greater





Requires camera permissions to scan Litter-Robot QR code



Requires 2.4 GHz router signal (5 GHz not supported)

How to Connect

- 1. Set up your Litter-Robot** and position the unit near your router or WiFi extender to ensure a reliable signal. Make sure it is plugged in and has completed the initial Clean Cycle.
- 2. Check your WiFi** and make sure that it is turned on. Take note of your WiFi password—you will need this in the final step.
- 3. Download the AutoPets Connect app** from the App Store on your Apple mobile device or from Google Play on your Android device.
 
- 4. Open the app and follow the instructions** closely for a successful onboarding experience.

Others in your household want to connect?

Simply download the app and log in with the same account.

Support

Monday - Friday, 9am - 5pm ET

support@litter-robot.com | support.litter-robot.com | 877.250.7729