

Cheerble
Amusing Collar Cat Toy

KITIDOT USER MANUAL v1.0

Tips: Before using this product, please read this manual carefully and keep it for future reference. All pictures shown are for illustration purpose only. Actual product may vary due to product upgrade.

FUNCTION INSTRUCTION

How to Wear

Put the part ① into the part ② and fix it on the part ③.

- Tips**
- The collar length is adjustable according to the size of your cat. It is recommended to leave space for two fingers between the neck and cat collar, so that the pet can get a more comfortable wearing experience.
 - KITIDOT is designed to put the product's center at the bottom side, which is to ensure that the position of the Laser Head will not shift while playing. Therefore, it is not necessary for cats to wear KITIDOT tightly. Even if KITIDOT is misaligned during exercise, it will automatically sag and adjust under the effects of gravity without human intervention.
 - KITIDOT will power off automatically after your cat plays with it for 30 minutes.

Adjustable Angle

Gently move the Laser Head ⑦ up or down to adjust the laser angle. The maximum adjustable angle is 45°.

When the Laser Head is adjusted to the horizontal angle, the laser point can be projected to a longer distance, or the laser point can be projected on the wall.
When the Laser Head is adjusted to the lower angle, the laser point can be projected to a shorter distance.

- Tips**
- You can adjust the appropriate angle according to your cat's size so that the cat can get the best view to play. You can also adjust the Laser Head, which allows cats to play in different ways, and they will get different hunting experience.

IMPORTANT SAFETY INFORMATION



CAUTION

LASER RADIATION. Risk of exposure.

- Laser radiation is emitted from this product. Please read all safety labels affixed to the product.
- Do not look into the laser beam or the laser beam reflection.
- Do not aim the laser beam at a person.
- Avoid direct eye contact with the laser beam. If exposed, close eyes immediately and divert eyes away from laser beam.
- Changes to the laser equipment are not permitted.
- Follow the instructions provided in the user manual. Use of controls or adjustments or performance of procedure other than those specified herein may result in hazardous radiation exposure.

Keep away from children

- NOT intended as a toy for children.
- Do not allow children to use this product to play with your pet without adult supervision.

Supervision of pets while using

- Do not aim the laser beam directly into the eyes of pets.
- Supervise pets while playing with this product.
- If your pet's behavior is unusual, STOP using this product. Consult with vet before reuse of this product.

FUNCTION INSTRUCTION

Three Modes of Interaction

Normal Mode: The laser point flashes rhythmically to attract the cat and keep it bright for 2 minutes, alternately and cyclically.

Flickering Mode: The laser point will continue to flash rapidly. It just like a firefly, to play with your cat.

Constant Mode: For cats that move fast, the Constant Mode will make cats easier to focus on the laser point.

Mode Selection: It will start with Normal Mode automatically when you turn on KITIDOT. The modes could be switched with a single click of Switch Button ④.

Switch and Power Supply

Turn On/Off: Lightly click Switch Button ④ and hold for about 3 seconds to turn on or turn off.

Power-on: The Power Indicator ⑤ is always on and the laser point appears.

Low Power: The Power Indicator ⑤ flashes rapidly for 3 seconds and then turn off.

Charging Status: The Power Indicator ⑤ cyclically gradually brighten and fade.

Fully Charged: The Power Indicator ⑤ is always on.

Power-off: The Power Indicator ⑤ is off and the laser point disappears.

- Tips**
- In order to use this product safely, the product is set with charging protection. When the user clicks Switch Button ④ under the charging status, the laser point will not appear. This is the normal protection status of KITIDOT. When KITIDOT is fully charged, please unplug the charging cable, then it can be turned on normally.

IMPORTANT SAFETY INFORMATION

NOTICE

- Inspect the product periodically for damage and STOP using the product immediately if it appears worn or broken.
- If the polymer lithium-ion battery is broken, STOP using the product and contact customer service.
- Use a soft cotton cloth to wipe the surface of the product.
- Do not clean KITIDOT with corrosive solvents or detergent.

* These instructions must be retained and passed on with ownership. Please follow carefully before use.

SPECIFICATIONS

Model: C1121

Target species: Cat

Main materials: PC, TPU

Product dimensions: 340 × 35 mm

Band size: Band fits 200 - 310 mm necks

Weight: 29 g

Battery capacity: 75 mAh

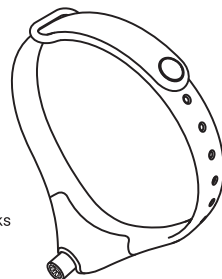
Input: 5V =1A

Laser max output: ≤1mW

Wavelength: 635-670 nm

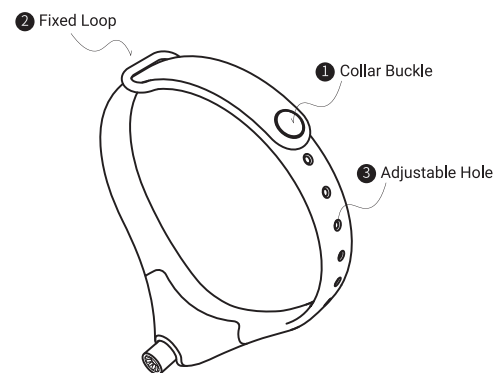
Made in China

Designer: Shenzhen YuanShiRen Industrial Design Co., Ltd.



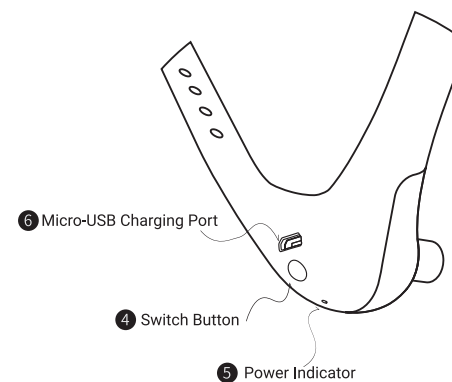
COMPONENTS

How to Wear



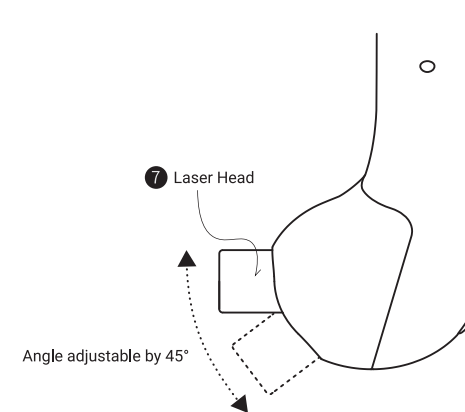
COMPONENTS

Power On/Off and Charging Port



COMPONENTS

Adjustable Laser Head



Advice for Use

Apart from playing with this product, it is recommended that you interact with your pet and provide a variety of play activities. Opportunities for stimulation or the appropriate amount of daily exercise should be determined by veterinarian.

Warranty

One-Year Limited Warranty

Cheerble warrants the included hardware product and accessories against defects in materials and workmanship for one year from the date of original retail purchase. Cheerble does not warrant against normal wear and tear, nor damage caused by accident or abuse. Complete details of the warranty applicable to this product and its terms can be found at www.cheerble.com.

Terms of Use and Limitation of Liability

1. Terms of Use

The use of this product is subject to your acceptance without modification of terms, conditions and notices contained with this product. Use of this product implies acceptance of all such terms, conditions, and notices. If you do not wish to accept these terms, conditions, and notices, please return the product, unused, in its original packaging and at your own cost and risk with proof of purchase for refund.

2. Proper Use

Proper use includes, without limitation, reviewing the entire user manual and any specific safety information statements. The specific temperament or size/weight of your pet may not

be suitable for this product. If you are unsure whether this product is appropriate for your pet, please consult your veterinarian to use.

3. No Unlawful or Prohibited Use

This product is designed for use with pets only. This product is not intended to harm, injure or provoke. Using this product in a way that is not intended could result in violation of local laws.

4. Limitation of Liability

In no event shall Shenzhen Cheerble Technology Co., Ltd. or any of its associated companies be liable for (i) any direct, indirect, punitive, incidental, special or consequential damage and/or (ii) any loss or damages whatsoever arising out of or connected with the use or misuse of this product.

5. Modification of Terms and Conditions

Shenzhen Cheerble Technology Co., Ltd. reserves the right to change the terms, conditions and notices governing this product from time to time. If such changes have been notified to you prior to your use of this product, they shall be binding on you as if incorporated herein.

FCC Compliance

This device complies with part 15 of the FCC Rules. Operation is subject to the following two conditions: (1) this device may not cause harmful interference, and (2) this device must accept any interference received, including interference that may cause undesired operation.

Note: This equipment has been tested and found to comply with the limits for a Class B digital device, pursuant to part 15 of the FCC Rules. These limits are designed to provide reasonable protection against harmful interference in a residential installation. This equipment generates, uses, and can radiate radio frequency energy and, if not installed and used in accordance with the instructions, may cause harmful interference to radio communications. However, there is no guarantee that interference will not occur in a particular installation. If this equipment does cause harmful interference to radio or television reception, which can be determined by turning the equipment off and on, the user is encouraged to try to correct the interference by one or more of the following measures:

- Reorient or relocate the receiving antenna.
- Increase the separation between the equipment and receiver.
- Connect the equipment to an outlet on a circuit different from that to which the receiver is connected.
- Consult the dealer, or an experienced radio/TV technician for help.

Changes or modifications to this equipment not expressly approved by Shenzhen Cheerble Technology Co., Ltd. could void the user's authority to operate the equipment.