

Cheerble®

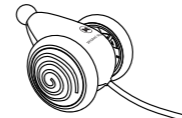
USER MANUAL

Wicked Mouse

EN

IN THE BOX

IN THE BOX

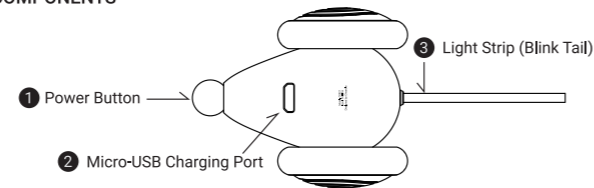


Wicked Mouse



Micro-USB Charging Cable

COMPONENTS



QUICK START GUIDE

Press and hold the **1** Power Button for 3 seconds to turn on Wicked Mouse.



Various colors
(Game mode)



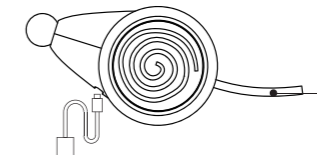
Yellow
(Sleep mode)



Red
(Low battery)

- Tips** Wicked Mouse will play with your cat for 10 minutes, then it will rest for 30 minutes. The **3** Light Strip (Blink Tail) flashes yellow slowly under sleep mode. However, during the rest time, it can be re-activated by your cat's touch and play with your cat for another 10 minutes.
- !** Before having fun with your cat, please check that your Wicked Mouse's surface is in good condition.
- !** Supervision is required during the playtime to prevent your pet from swallowing.

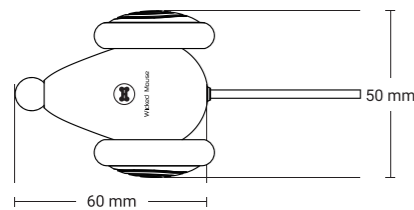
HOW TO CHARGE



- Charging** (Orange bar)
 - Fully charged** (Green bar)
 - Status of LED when charging
 - !** It takes about 1 hour to be fully charged.
- Plug into a USB power socket

- Tips** 1. Press and hold the **1** Power Button, if the **3** Light Strip (Blink Tail) is flashing red or there is no response, please charge your Wicked Mouse.
- 2. If Wicked Mouse stops moving and the **3** Light Strip (Blink Tail) is flashing red for 3 seconds while playing, Wicked Mouse runs out of power, please charge it.

SPECIFICATIONS



Model: C0821
Target species: Cat
Main materials: ABS, TPU, PVC
Dimensions: 60 x 50 x 36 mm / 2.4 x 2.0 x 1.4 in (without tail)
Weight: 45 g / 1.6 oz
Battery: 135 mAh
Input: 5V $\overline{\text{---}}$ 1A
Made in China
© 2022 Cheerble All Rights Reserved.

LIABILITY TERMS

Advice for Use

Apart from playing with this product, it is recommended that you interact with your pet and provide a variety of play activities. Opportunities for stimulation or the appropriate amount of daily exercise should be determined by veterinarian.

Warranty

One-Year Limited Warranty

Cheerble warrants the included hardware product and accessories against defects in materials and workmanship for one year from the date of original retail purchase. Cheerble does not warrant against normal wear and tear, nor damage caused by accident or abuse. Complete details of the warranty applicable to this product and its terms can be found at www.cheerble.com.

Terms of Use and Limitation of Liability

1. Terms of Use

The use of this product is subject to your acceptance without modification of terms, conditions and notices contained with this product. Use of this product implies acceptance of all such terms, conditions, and notices. If you do not wish to accept these terms, conditions, and notices, please return the product, unused, in its original packaging and at your own cost and risk with proof of purchase for refund.

2. Proper Use

Proper use includes, without limitation, reviewing the entire user manual and any specific safety information statements. The specific temperament or size/weight of your pet may not be suitable for this product. If you are unsure whether this product is appropriate for your pet, please consult your veterinarian to use.

3. No Unlawful or Prohibited Use

This product is designed for use with pets only. This product is not intended to harm, injure or provoke. Using this product in a way that is not intended could result in violation of local laws.

4. Limitation of Liability

In no event shall Shenzhen Cheerble Technology Co., Ltd. or any of its associated companies be liable for (i) any direct, indirect, punitive, incidental, special or consequential damage and/or (ii) any loss or damages whatsoever arising out of or connected with the use or misuse of this product.

5. Modification of Terms and Conditions

Shenzhen Cheerble Technology Co., Ltd. reserves the right to change the terms, conditions and notices governing this product from time to time. If such changes have been notified to you prior to your use of this product, they shall be binding on you as if incorporated herein.

FCC COMPLIANCE

This device complies with part 15 of the FCC Rules. Operation is subject to the following two conditions: (1) this device may not cause harmful interference, and (2) this device must accept any interference received, including interference that may cause undesired operation.

Note: This equipment has been tested and found to comply with the limits for a Class B digital device, pursuant to part 15 of the FCC Rules. These limits are designed to provide reasonable protection against harmful interference in a residential installation. This equipment generates, uses, and can radiate radio frequency energy and, if not installed and used in accordance with the instructions, may cause harmful interference to radio communications. However, there is no guarantee that interference will not occur in a particular installation. If this equipment does cause harmful interference to radio or television reception, which can be determined by turning the equipment off and on, the user is encouraged to try to correct the interference by one or more of the following measures:

- Reorient or relocate the receiving antenna.
- Increase the separation between the equipment and receiver.
- Connect the equipment to an outlet on a circuit different from that to which the receiver is connected.
- Consult the dealer, or an experienced radio/TV technician for help.

Changes or modifications to this equipment not expressly approved by Shenzhen Cheerble Technology Co., Ltd. could void the user's authority to operate the equipment.