
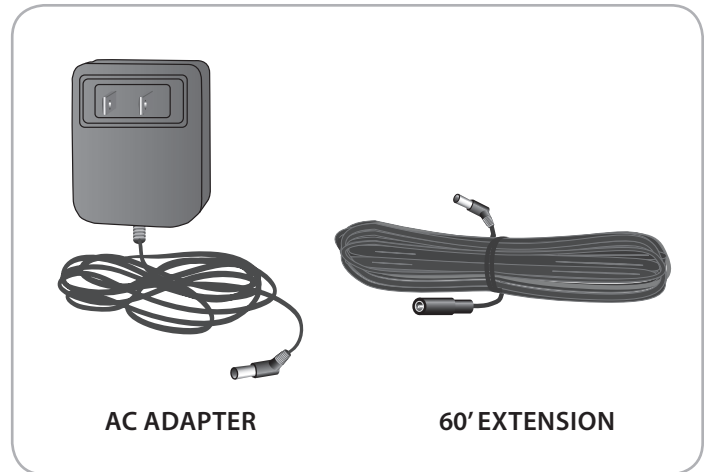


Included In Your Package



Sold Separately



Before We Get Started

WHAT IS ULTRASONIC SOUND?

Ultrasonic sounds are frequencies that are higher than the range of human hearing. However, they can be very irritating to dogs. Ultrasonic sound has been used for over a century to successfully train dogs.

HOW LONG WILL TRAINING TAKE?

Some dogs take longer to train than others and bad habits are sometimes hard to break. Allow 2-3 weeks to see results.

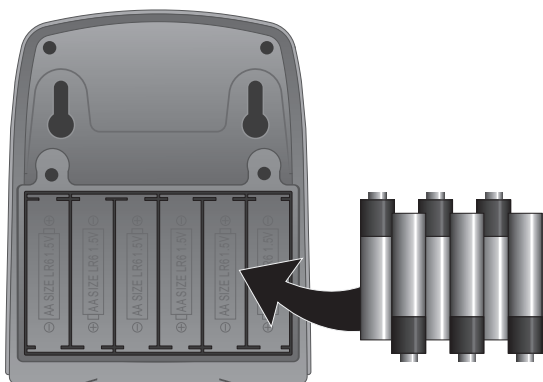
WHERE CAN I USE IT?

You can stop barking from anywhere that you have a clear line of sight. Hang your Dog Silencer on a tree, set it on top of a fence... the list goes on.

It's Time to Stop Barking. Ready?

1 Plug it in or Use Batteries

I WANT TO USE BATTERIES

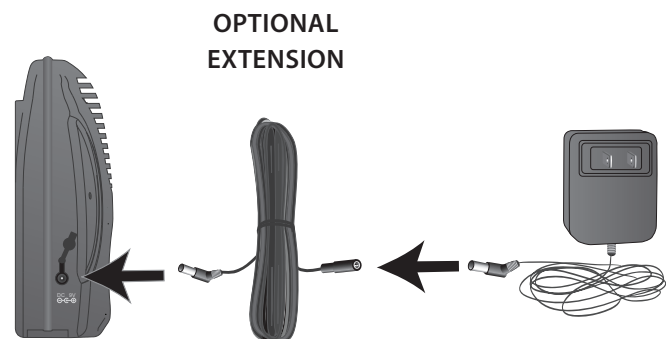


Use 6 AA batteries for areas that don't have an AC outlet nearby. This is an ideal option for large yards and dogs that are far away from a power source.

Important!

Remove the batteries when using AC power.

I'D RATHER PLUG IT IN

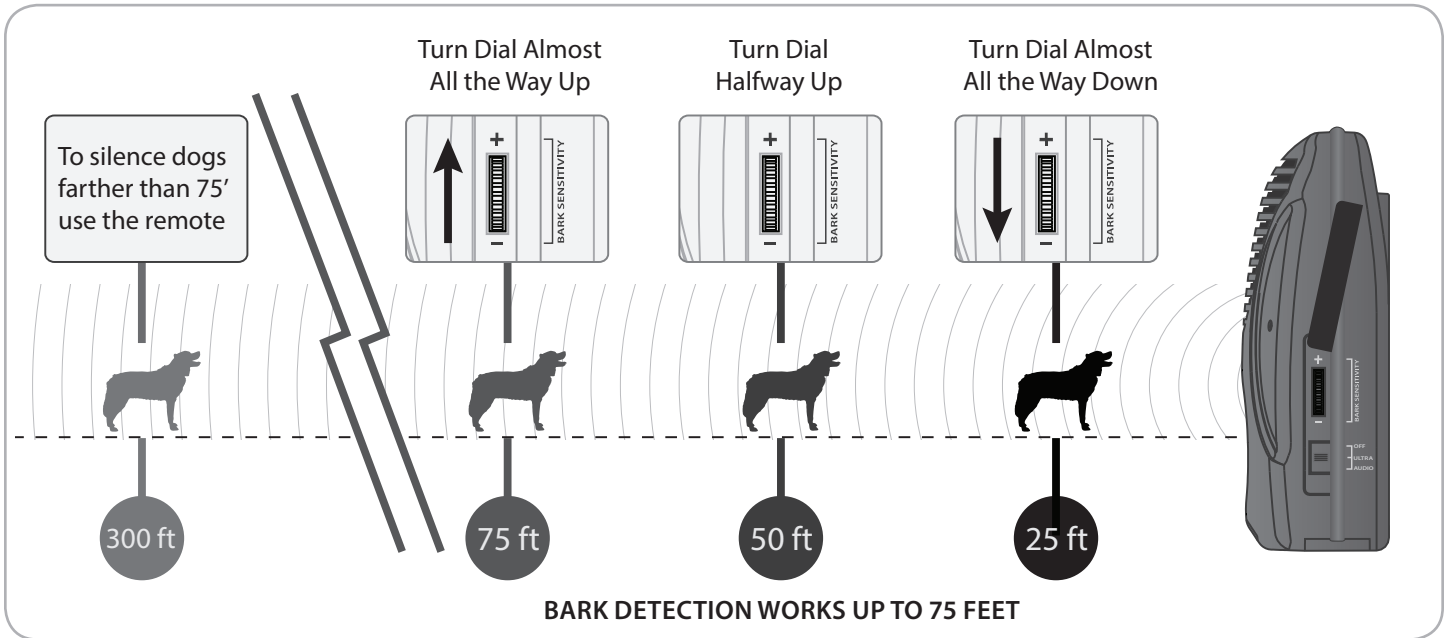


Use the AC adapter when close enough to a power source. You can also use the optional extension (sold separately) for longer distances. Ideal for indoors, smaller yards, and close to your home.

2 How Far Away is the Dog?

2A Lift the rubber grommet on the side of the Dog Silencer and slide the Power Switch to 'Ultra'.

2B Place the Dog Silencer in a location where it has a clear line of sight to the dog. From there, adjust the Bark Sensitivity Dial as shown below:



3 Installing Your Dog Silencer

WHERE DOES IT GO?

You have several options. Set the Dog Silencer on a flat surface, or for extra stability, pull out the sliding mounts on the bottom and fasten it down. You can also hang the Dog Silencer anywhere you can put a screw or nail by using the keyholes on the back of the device.

DO I NEED A CLEAR LINE OF SIGHT?

Yes, ensure that you have a clear line of sight between the Dog Silencer and the dog you are trying to train. Ultrasonic sound will not travel through solid objects like walls or fences.

WHEN DO I USE THE REMOTE?



Use the remote when you want to activate the Dog Silencer manually or when the dog is outside the 75 foot automatic bark detection range. It will work up to about 100 feet from the unit, and silence dogs up to 300 feet away.

Want the Dog Silencer to activate only when you use the remote?

Simply turn the Bark Sensitivity Dial all the way down so that the unit won't activate when the dog barks.

More About The Remote: The Dog Silencer must be turned on (set to either 'Audio' or 'Ultra') in order for the remote to work. The remote, which uses a 12V 23A battery, will not turn the unit on or off. Since there is no door on the remote to access the battery, we recommend calling Customer Care rather than trying to change it yourself.

4 Success

Congratulations! You're all set.

In the unlikely event you run into any issues, please see the "Troubleshooting" section on the next page or contact us using the information under "We're Here to Help".

Troubleshooting

THE DOG IS BARKING THE SAME OR MORE THAN BEFORE!

No problem. Dogs may bark a little more at the start of the training process. This is only temporary while the dog is being deterred by the ultrasonic sound and is trying to resist training.

IS THIS DEVICE LEGAL TO USE ON A NEIGHBOR'S DOG?

Because the Dog Silencer relies on ultrasonic sound as a training method, it is outside the human hearing range and is not typically covered under noise ordinances. Additionally, due to the way noise is measured (A-weighting), the Dog Silencer can normally be used in environments where OSHA regulates ultrasonic sound levels. That said, we don't recommend using the Audio setting for neighbor's dogs.

THE DEVICE ACTIVATES EVEN WHEN THE DOG DOESN'T BARK!

You might have the bark sensor set too high, which means it may be activating to noises unrelated to barking. Try turning the bark sensor down slightly so that noise or loud sounds do not trigger it.

ARE THERE ANY DOGS THIS WON'T WORK ON?

We don't recommend the Dog Silencer for dogs younger than 1 year as their ears are still developing and may be very sensitive. Older dogs may have high-frequency hearing loss that could prevent the ultrasonic sound from being effective. Check with your veterinarian if you have a puppy or suspect that your dog has hearing loss.

SHOULD I USE THE 'AUDIO' SETTING?

You have two options - the 'Ultra' setting emits ultrasonic sound while 'Audio' emits both ultrasonic and audible sounds at the same time. We've found customers have the most success using the 'Ultra' setting, but if you have an especially stubborn dog, try 'Audio'.

INSTINCTUAL VS. HABITUAL BARKING

Heads up! Instinctual, territorial and protective barking may be more difficult to train than barking out of boredom or habit.

Returns & Exchanges

Don't worry, we've got you covered! Your Dog Silencer is backed by our 45 Day Money Back Guarantee and 1 Year Protection Plan. In the unlikely event you need to use either of these, just contact us and we'll make it right. If you bought your Dog Silencer from a retail location, please contact the store directly for return details. If instead your purchase was made through Good Life, please visit www.goodlifecompany.com/returns or contact us using the information below for full details.

Need more? You can extend the Protection Plan on your Dog Silencer to 2 or 3 years, or even add accidental coverage by purchasing one of our easy Protection Plans. Visit us at www.ultimatebarkcontrol.com or contact us using the information below to purchase.

We're Here to Help

Toll Free: 1-800-657-8214

Website: www.ultimatebarkcontrol.com

Outside US: 1-541-245-4488

Email: customerservice@goodlifellc.com

This device complies with part 15 of the FCC Rules. Operation is subject to the following two conditions: (1) this device may not cause harmful interference, and (2) this device must accept any interference received, including interference that may cause undesired operation.

This device complies with Industry Canada licence-exempt RSS standard(s). Operation is subject to the following two conditions: (1) this device may not cause interference, and (2) this device must accept any interference, including interference that may cause undesired operation of the device.

Le présent appareil est conforme aux CNR d'Industrie Canada applicables aux appareils radio exempts de licence. L'exploitation est autorisée aux deux conditions suivantes : (1) l'appareil ne doit pas produire de brouillage, et (2) l'utilisateur de l'appareil doit accepter tout brouillage radioélectrique subi, même si le brouillage est susceptible d'en compromettre le fonctionnement.

Note

This equipment has been tested and found to comply with the limits for a Class B digital device, pursuant to Part 15 of the FCC Rules. These limits are designed to provide reasonable protection against harmful interference in a residential installation. This equipment generates, uses and can radiate radio frequency energy and, if not installed and used in accordance with the instructions, may cause harmful interference to radio communications. However, there is no guarantee that interference will not occur in a particular installation.

If this equipment does cause harmful interference to radio or television reception, which can be determined by turning the equipment off and on, the user is encouraged to try to correct the interference by one or more of the following measures:

- Reorient or relocate the receiving antenna.
- Increase the separation between the equipment and receiver.
- Connect the equipment into an outlet on a circuit different from that to which the receiver is connected.
- Consult the dealer or an experienced radio/TV technician for help.

Caution

Changes or Modifications not expressly approved by the party responsible could void the user's authority to operate this device.

Warning

Risk of explosion if battery is replaced by an incorrect type. Dispose of used batteries according to the instructions. This product need power supply by adapter that can meet LPS. The maximum operating temperature is 45°C.

The device has been approved for use in EU countries and is therefore provided with the **CE mark**. All necessary documentation is available on the website: www.electric-collars.com
Changes to technical parameters, properties and printing errors reserved.

Service center and distribution

Reedog, sro

Sedmidomky 459/8 101

00 Prague 10

Phone: +1 646 980 4569

Email: info@electric-collars.eu