

Cheerble®

USER MANUAL

Wicked Egg

EN

TO THE PAWRENTS

Thank you so much for choosing this interesting product. BTW, there're some chances that not all pets nailed it when they met Wicked Egg for the first time, they may need some time to get used to their new pal. Don't worry, we designed 3 interaction modes (Starter -> Advanced -> Expert) in consideration of the exact situation. The interaction modes allow you to slowly introduce the Wicked Egg to pets, so they can grow in confidence playing it. This design can intrigue your fur child, and lead them to have fun with Wicked Egg little by little.



Nobody, I mean, nopawdy can resist the treats! Delicious treats can help, maybe prepare your pets' favorite food for them to motivate them to play. It's also a reward for being such a cute explorer, encouraging your pets to be rewarded again. Give your fur child and our Wicked Egg some time, sprinkle some treats, then let the magic happen. *chef's kiss*



When your pets fail several times in a row and get frustrated, you can assist them to complete the mission together. Please be patient, your pets will thoroughly enjoy playing with you for sure. (Cause you are their pawrents, obviously.) Praise your pets when they successfully eat the treat from the Wicked Egg with your most excited voice! Definitely worth the try, so have faith in them (and us mostly). Each of your passions will speed up their learning, just wait and see.



IN THE BOX

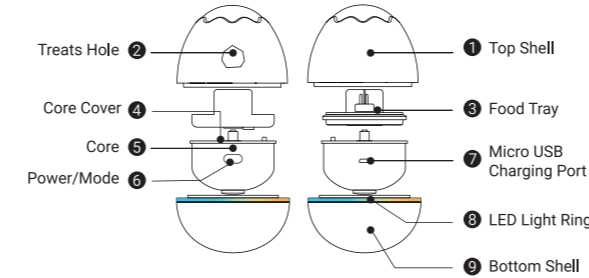


Wicked Egg



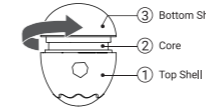
Micro-USB Charging Cable

COMPONENTS



QUICK START GUIDE

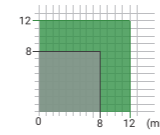
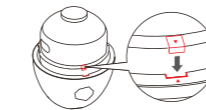
1. Turn counterclockwise to open the shell.



2. Put treats into the top shell.



3. Put in the core. Please align the card slot.



- 1. A diameter of around 8mm (0.31") to 12mm (0.47") size of treats works best.
- 2. Do not use treats with moisture.
- 3. Cannot exceed the MAX line that is marked in the shell when adding treats.

QUICK START GUIDE

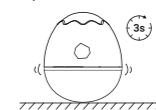
4. Turn on and select an interactive mode.



5. Turn clockwise to close it.

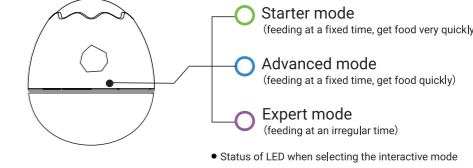


6. Place the Wicked Egg on level ground, wait for 3 seconds, it will start automatically.



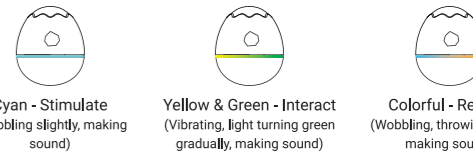
- Check the product for damage. Please stop using it immediately to avoid harm to pets if the product is incomplete.

QUICK START GUIDE

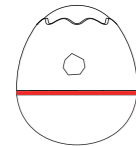


- 1. After interacting with your pet for 10 minutes, Wicked Egg will sleep for 30 minutes by default, and it will wake up automatically after the sleep is over.
- 2. If Wicked Egg is touched again while it's sleeping, it will end the hibernation early and continue to play with your pet.

STATUS OF LED INDICATOR

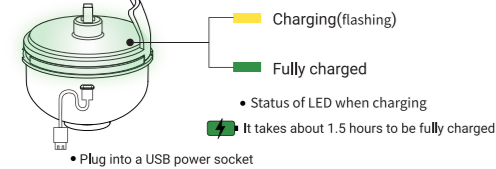


CHARGE



Red (flashing)
(Low battery)

Use the Micro USB charging cable to charge

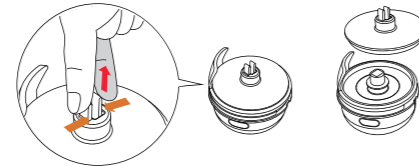


- Before charging, please clean the foreign matter of the charging port and keep the charging port dry.

CLEAN

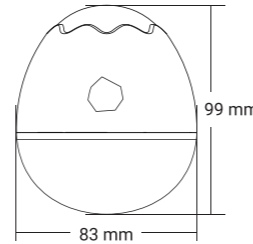
Components that can be cleaned: Shell, Food Tray. Take out the part that needs to be cleaned and rinse with clean water. Please keep dry before use after washing.

- Core is not washable. Please disassemble the food tray and the core before cleaning it.



- 1. Supervision is required during playtime to prevent your pet from swallowing.
- 2. Keep away from children.
- 3. A very small percentage of people develop epilepsy when exposed to certain light patterns or flashes of light. This condition may be due to some undiagnosed epilepsy symptoms, even if the person has no history of epilepsy. If your family or any family member has ever experienced similar symptoms, please consult your doctor or physician before use.

SPECIFICATIONS



Model: C0222
Target species: Dogs & Cats
Main materials: PC, TPU
Weight: 340 g / 12 oz
Dimensions: 83 x 83 x 99 mm / 3.27 x 3.27 x 3.90 in
Battery: 300 mAh
Input: 5V = 1A
Operating Temperature: 0~40 °C / 32~104 °F
Made in China
© 2022 Cheerble All Rights Reserved.

LIABILITY TERMS

Advice for Use

Apart from playing with this product, it is recommended that you interact with your pet and provide a variety of play activities. Opportunities for stimulation or the appropriate amount of daily exercise should be determined by veterinarian.

Warranty

One-Year Limited Warranty
Cheerble warrants the included hardware product and accessories against defects in materials and workmanship for one year from the date of original retail purchase. Cheerble does not warrant against normal wear and tear, nor damage caused by accident or abuse. Complete details of the warranty applicable to this product and its terms can be found at www.cheerble.com.

Terms of Use and Limitation of Liability

1. Terms of Use
The use of this product is subject to your acceptance without modification of terms, conditions and notices contained with this product. Use of this product implies acceptance of all such terms, conditions, and notices. If you do not wish to accept these terms, conditions, and notices, please return the product, unused, in its original packaging and at your own cost and risk with proof of purchase for refund.

2. Proper Use

Proper use includes, without limitation, reviewing the entire user manual and any specific safety information statements. The specific temperament or size/weight of your pet may not

be suitable for this product. If you are unsure whether this product is appropriate for your pet, please consult your veterinarian to use.

3. No Unlawful or Prohibited Use

This product is designed for use with pets only. This product is not intended to harm, injure or provoke. Using this product in a way that is not intended could result in violation of local laws.

4. Limitation of Liability

In no event shall Shenzhen Cheerble Technology Co., Ltd. or any of its associated companies be liable for (i) any direct, indirect, punitive, incidental, special or consequential damage and/or (ii) any loss or damages whatsoever arising out of or connected with the use or misuse of this product.

5. Modification of Terms and Conditions

Shenzhen Cheerble Technology Co., Ltd. reserves the right to change the terms, conditions and notices governing this product from time to time. If such changes have been notified to you prior to your use of this product, they shall be binding on you as if incorporated herein.

FCC COMPLIANCE

This device complies with part 15 of the FCC Rules. Operation is subject to the following two conditions: (1) this device may not cause harmful interference, and (2) this device must accept any interference received, including interference that may cause undesired operation.

Note: This equipment has been tested and found to comply with the limits for a Class B digital device, pursuant to part 15 of the FCC Rules. These limits are designed to provide reasonable protection against harmful interference in a residential installation. This equipment generates, uses, and can radiate radio frequency energy and, if not installed and used in accordance with the instructions, may cause harmful interference to radio communications. However, there is no guarantee that interference will not occur in a particular installation. If this equipment does cause harmful interference to radio or television reception, which can be determined by turning the equipment off and on, the user is encouraged to try to correct the interference by one or more of the following measures:

- Reorient or relocate the receiving antenna.
- Increase the separation between the equipment and receiver.
- Connect the equipment to an outlet on a circuit different from that to which the receiver is connected.
- Consult the dealer, or an experienced radio/TV technician for help.

Changes or modifications to this equipment not expressly approved by Shenzhen Cheerble Technology Co., Ltd. could void the user's authority to operate the equipment.

The device has been approved for use in EU countries and is therefore provided with the **CE mark**. All necessary documentation is available on the website: www.electric-collars.com
Changes to technical parameters, properties and printing errors reserved.

Service center and distribution

Reedog, sro

Sedmidomky 459/8 101

00 Prague 10

Phone: +1 646 980 4569

Email: info@electric-collars.eu