

# Cheerble Ball W1

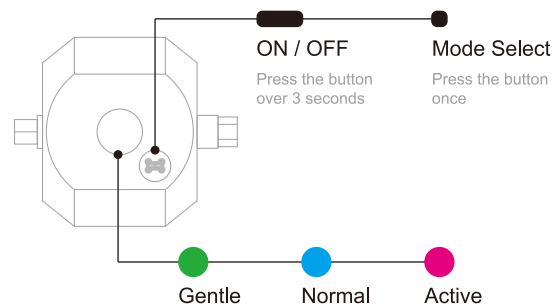
- Wicked Ball -

## USER MANUAL

EN

### Quick Start Guide

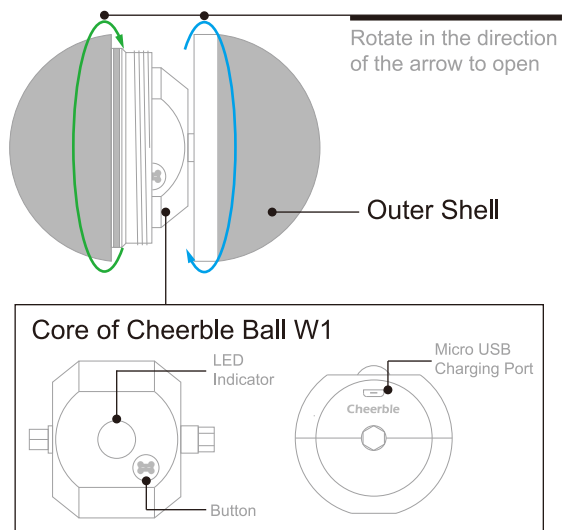
#### 3 Turn Cheerble Ball W1 on & Select a Reaction Mode



Press the button on the Core for over 3 seconds to turn it on. You decide which mode suits your pet best. Green is for gentle, Blue is for normal, Pink is for active.

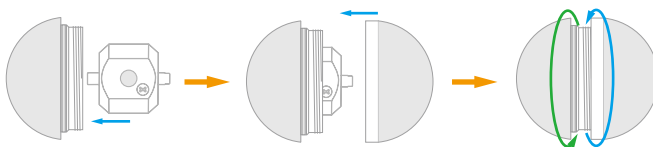
### Quick Start Guide

#### 1 Open Cheerble Ball W1's Outer Shell



### Quick Start Guide

#### 4 Put the Core into the Outer Shell

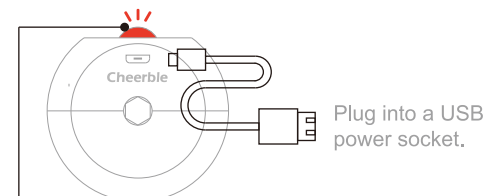


Two ways to activate Cheerble Ball W1:  
1. Activate it immediately by tapping or shaking  
2. Close the outer shell and it will be activated automatically after 15 seconds

⚠ Before having fun with your pet, please check that Cheerble Ball W1 is in good condition and make sure that its outer shell is tightened.

### Quick Start Guide

#### 2 Make Sure Cheerble Ball W1 is Fully Charged



When holding down the button of the Core, if the LED indicator is flashing red or there is no response, please charge your Cheerble Ball W1.

**Tips** Status of LED when charging

● Charging ● Fully charged

⚡ It takes about 1 hour to fully charge.


### Quick Start Guide

#### 5 Status of LED when Working



**Tips** Cheerble Ball W1 will play with your pet for 10 minutes, then it will rest for 30 minutes. However, during the rest, it can be re-activated by your pet's touch and play with your pet for 10 minutes again. The battery life depends on Cheerble Ball W1 and your pet's interaction time as well as the reaction mode you selected. The playtime may last 1.5 hours ~ 8 hours.

### Specifications



Standard Version		Cyclone Version	
Model	C1801	Model	C1801-C
Weight	200grams(including battery)	Weight	250grams(including battery)
Battery	Li-Polymer 3.7v 300mAh	Battery	Li-Polymer 3.7v 300mAh
Operating temperature	0 ~40	Operating temperature	0 ~40

The device has been approved for use in EU countries and is therefore provided with the **CE mark**. All necessary documentation is available on the website: [www.electric-collars.com](http://www.electric-collars.com)  
Changes to technical parameters, properties and printing errors reserved.

### **Service center and distribution**

Reedog, sro

Sedmidomky 459/8 101

00 Prague 10

Phone: +1 646 980 4569

Email: [info@electric-collars.eu](mailto:info@electric-collars.eu)