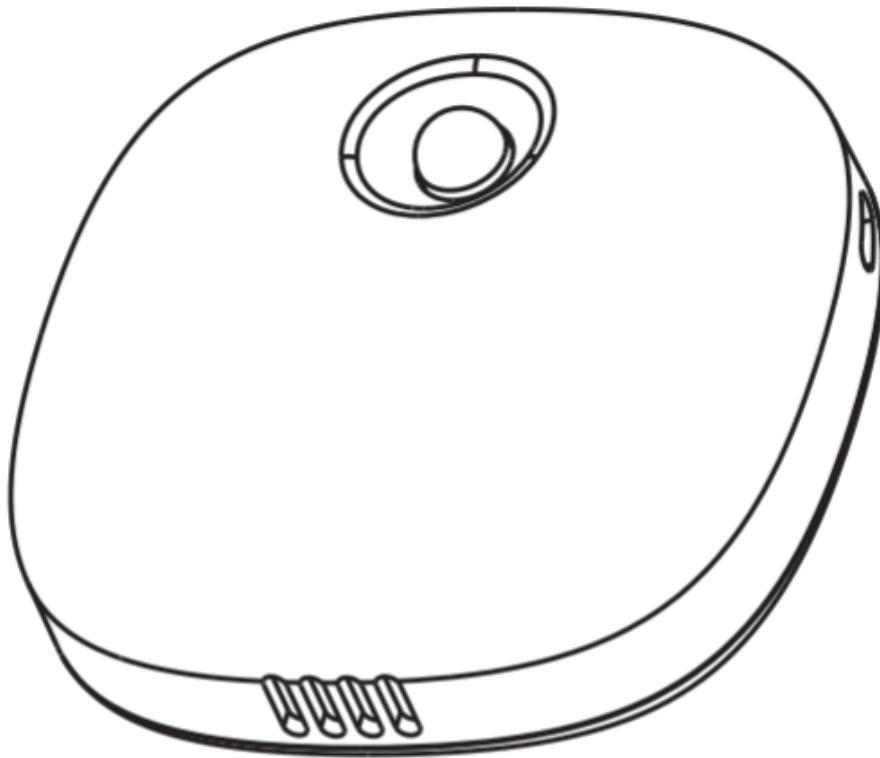




PETONEER

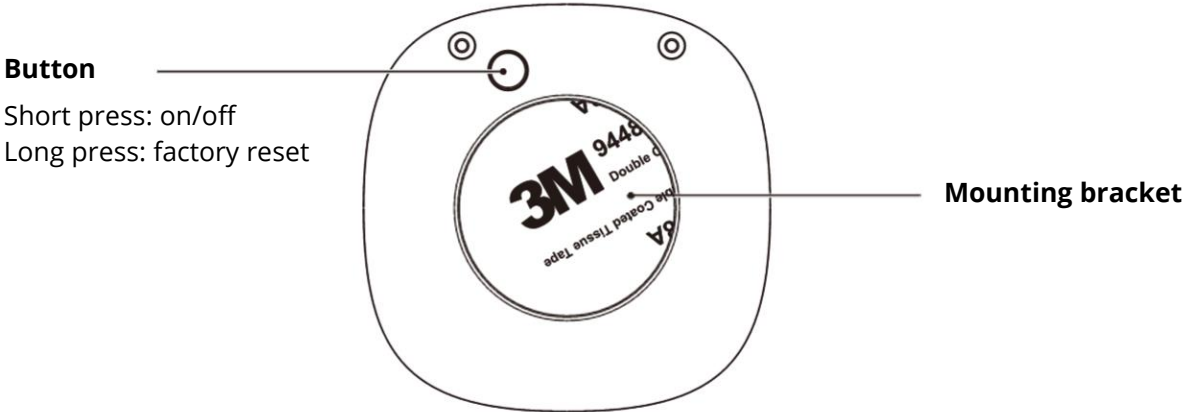
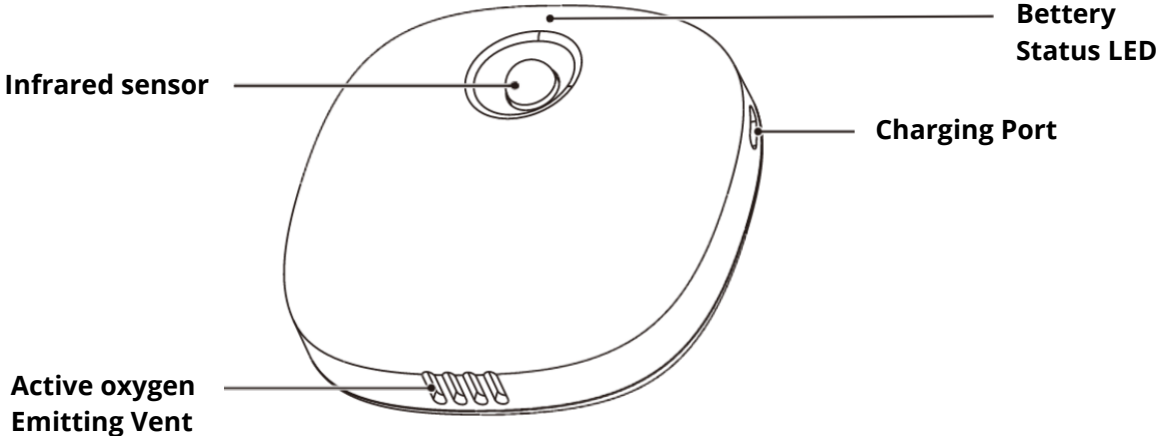


Smart Odor Eliminator Pro

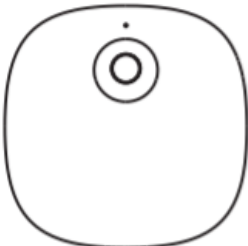
Model: SU001-T


User Manual • Uživatelský manuál •
Uživatelský manuál • Használati utasítás •
Benutzerhandbuch


Meet your odor eliminator





Inside the box

- 

Smart Odor Eliminator
- 

30 cm USB Type-C Cable
- 

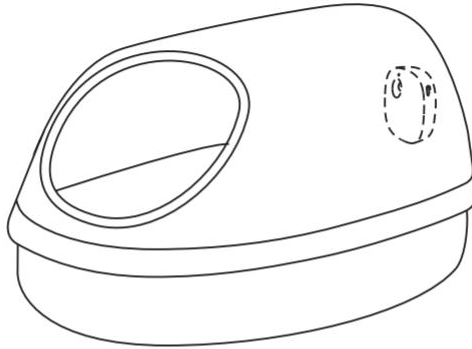
Mounting bracket
- 

Foam Sticker
- 

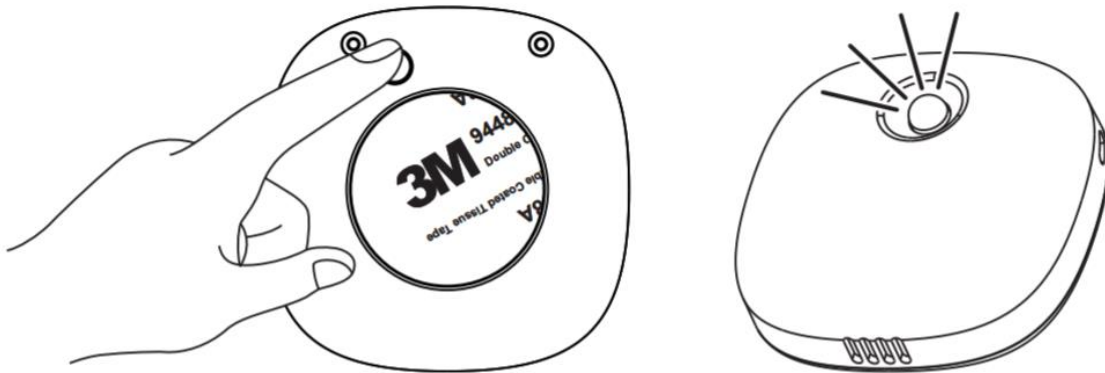
User Manual

Operations

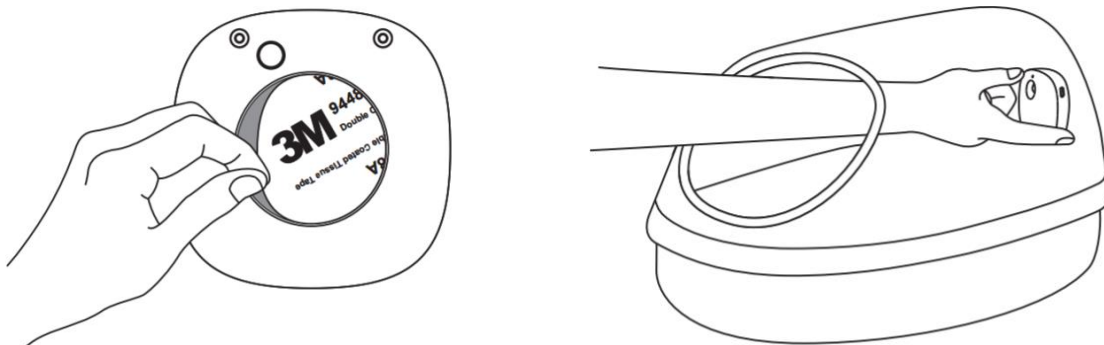
1. Wipe and clean a spot above the toilet (20-40 cm away from the litter box is ideal) or the inside of the litter with a dry cloth. (DO NOT use detergent to avoid affecting the stickiness).



2. Short press to turn on the eliminator: the LED indicator flashes three times.



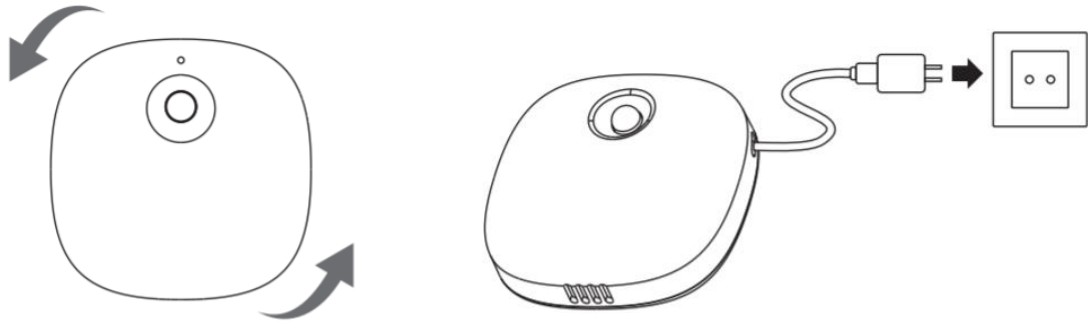
3. Peel off the 3M sticker on the back, place the air outlet downward, stick it to place where you expect and press it evenly for 10 seconds to get it secured.



Charging

Rotate 90° counterclockwise to remove the eliminator or directly connect to the power supply for charging. It will be fully charged in 3.5 hours.

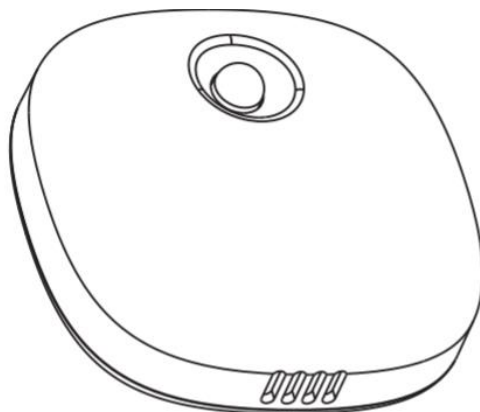
* The power supply needs to be purchased separately!



Working

Working: Emit once every interval of time, working in cycles.

After motion detected: The device will stop working after its sensor is triggered and emit immediately after the pet leave for 1 minute.



Quick setup

1. Scan the QR code on the right or download the Petoneer App from App Store and Google Play. Sign up and sign into the app.
2. Click the '+' button and get walked through the SET-UP steps.

Notice: Due to the upgrade and update of the Petoneer app, the actual operation may be slightly different from the above description. Please follow the instructions in the current Petoneer app!



LED Status & Button

Operation	Power On	Flashes three times in blue
	Power Off	Flashes one time in blue
	Working	Stand by: Blue LED turns off
		Motion detected: LED flashes three times in BLUE
		Sterilizing: Dimming in blue
Connected: Steady blue		
Battery	Charging	Steady red
	Fully Charged	LED is off
	Low Battery	Blink red
Button	Short Press	On/Off
	Long Press	Factory reset

Tech Specs

Model:	SU001-T	Size:	83x83x33mm
Power Input:	DC 5V 1A	Net Weight:	121g
Battery:	Lithium 2600mAh	Detection range:	50~100cm
Charge Time:	About 3.5 hours	Applicable Space:	0.152m ³
Warranty:	1 Year	Communication:	Bluetooth

Precautions

1. This product is not waterproof, NEVER wash directly under the water.
2. DO NOT block the air outlet and keep proper ventilation.
3. DO NOT replace the battery or disassemble it yourself.
4. If kids are using the product, be sure the guidance of an adult is present.
5. NEVER aim the ventilation at the mouth and nose to avoid discomfort.
6. Please charge it before the first use.

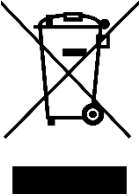
EU Declaration of Conformity

This product complies with the following directives: Directive no. 2014/53/EU and Directive no. 2011/65/EU as amended by 2015/863/EU.



WEEE

This product must not be disposed of as normal household waste in accordance with the EU Directive on Waste Electrical and Electronic Equipment (WEEE - 2012/19 / EU). Instead, it shall be returned to the place of purchase or handed over to a public collection point for the recyclable waste. By ensuring this product is disposed of correctly, you will help prevent potential negative consequences for the environment and human health, which could otherwise be caused by inappropriate waste handling of this product. Contact your local authority or the nearest collection point for further details. Improper disposal of this type of waste may result in fines in accordance with national regulations.



The device has been approved for use in EU countries and is therefore provided with the **CE mark**. All necessary documentation is available on the website: www.electric-collars.com
Changes to technical parameters, properties and printing errors reserved.

Service center and distribution

Reedog, sro

Sedmidomky 459/8 101

00 Prague 10

Phone: +1 646 980 4569

Email: info@electric-collars.eu