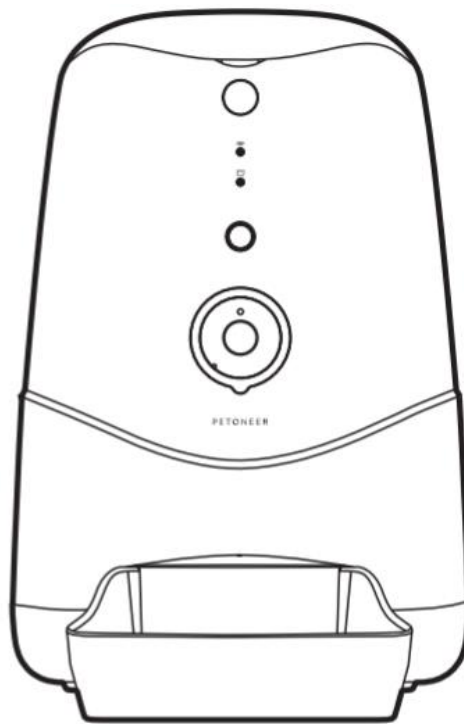




PETONEER



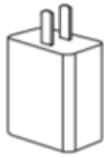
Nutri Vision Smart Pet Feeder with Camera

User Manual

Inside the box



Bowl

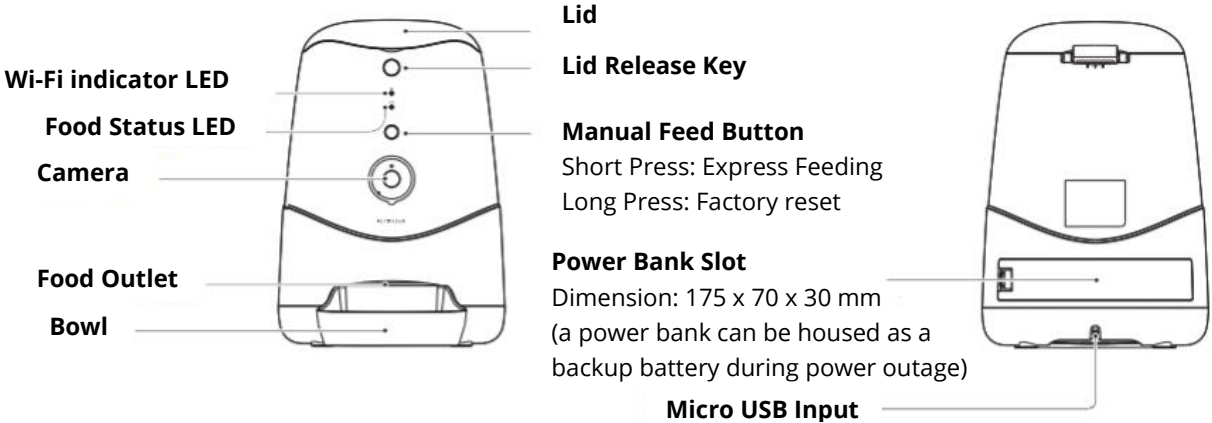


5 V 2 A Power Supply



Micro USB Cable (1.2 M)

Meet your smart feeder

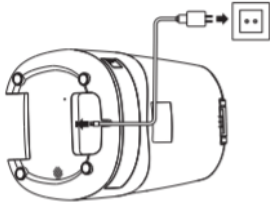


The bowl can be removed for cleaning.

Operations

1) Power on the feeder

Unbox and connect the Micro USB cable to the power input port at the bottom the feeder, then connect A/C adapter to a wall outlet.



2) Bowl mounting

Slide the bowl into the feeder's outlet.



3) Lid releasing

Press the release key to lift up the lid.



4) Fill hopper with food

Pour food into the hopper and fill it.



5) Close the lid

Press down to close the lid.



6) Manual feeding

Short press the manual feeding button to feed instantly (default quantity is one portion customizable through App).



7) Connect feeder with your phone and schedule your feeding. Download the Petoneer App and connect the feeder to your Wi-Fi to schedule your feeding.



8) Click the Video button for the camera interface. The FEED button on the interface is for express feeding!



Quick setup

1. **Scan the QR code** on the right and download the Petoneer App, which is available on App Store and Google Play. Click Sign up to get walked through to create your Petoneer account.



2. **Power on** and ensure the Wi-Fi Indicator LED is flashing slowly, reflecting the device is ready for joining the Wi-Fi. Open the Petoneer App and click the '+' button and get walked through the SET-UP steps.

Notice:

1. The pet cam doesn't support the 5 GHz Wi-Fi, please make sure your Wi-Fi is 2.4 G.
2. If the Wi-Fi indicator is not blinking slowly after power-on, please long press and hold the button until the indicator blinks slowly.

LED status

LED	Status	Specification
Off	The food is more than 20 %	Power Input: 5 V $\overline{=}$ 2 A Capacity: 3.7 L (1.5 kg) Size: 9.05 x 9.68 x 13.86 inches, 230 x 246 x 352 mm Communication: Wi-Fi (2.4 GHz) Resolution: 1080 P Range: 98.5 feet (30 m) Net weight: 2.2 kg
Fast blinking red	The food is less than 20 %	
Steady red	Out of food	

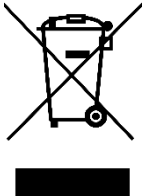
Precautions

1. **Please use** it in the indoor environment.
2. **Do not** drop anything other than dry food into the food hopper. Otherwise, there is a risk of dysfunction or mistaken feeding.

3. **To prevent** feeder from being hit by pets, it is recommended to place the feeder at the corner or against the wall.
4. **Please shield** or organize the power cord well to prevent the pet from biting the cable and causing dangerous situations such as electric shock.
5. **Do not** disassemble or modify the device yourself.
6. **This product** is only suitable for DRT FOOD, and WET FOOD is prohibited.
7. **This feeder** is suitable for cats or small and medium-size dogs.
8. **The pet food's shape** and density will cause some deviations from the food hopper's capacity and the feeding unit's quantity.
9. **After each fill-up** of the hopper, there may be deviation of two portions at the initial feeding time. It is recommended to calibrate manually! (Click the manual feeding button until food is fed!)

WEEE

This product must not be disposed of as normal household waste in accordance with the EU Directive on Waste Electrical and Electronic Equipment (WEEE - 2012/19 / EU). Instead, it shall be returned to the place of purchase or handed over to a public collection point for the recyclable waste. By ensuring this product is disposed of correctly, you will help prevent potential negative consequences for the environment and human health, which could otherwise be caused by inappropriate waste handling of this product. Contact your local authority or the nearest collection point for further details. Improper disposal of this type of waste may result in fines in accordance with national regulations.



The device has been approved for use in EU countries and is therefore provided with the **CE mark**. All necessary documentation is available on the website: www.electric-collars.com
Changes to technical parameters, properties and printing errors reserved.

Service center and distribution

Reedog, sro

Sedmidomky 459/8 101

00 Prague 10

Phone: +1 646 980 4569

Email: info@electric-collars.eu