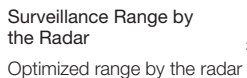
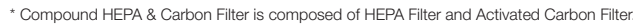
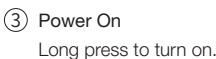
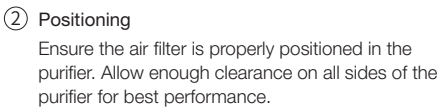




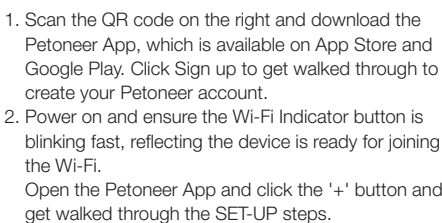
## Inside the Box



**① Connect the Power**  
Unbox and connect the power supply to the purifier, then connect A/C adapter to the wall outlet.



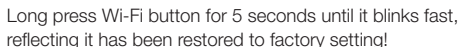
## Quick Setup



**Notice:**

- (1). The device doesn't support the 5GHz Wi-Fi, please make sure your Wi-Fi is 2.4G.
- (2). If the Wi-Fi indicator is not blinking fast after power-on, please long press and hold the Wi-Fi button until the indicator blinks quickly.

## Factory Reset



**Fresh Mode**  
Run with photocatalyst filter, Negative ion, UV-C working, and fan at adjustable levels( default: level 3).



Night Mode  
Run only with photocatalyst filter working and fan at level 1.

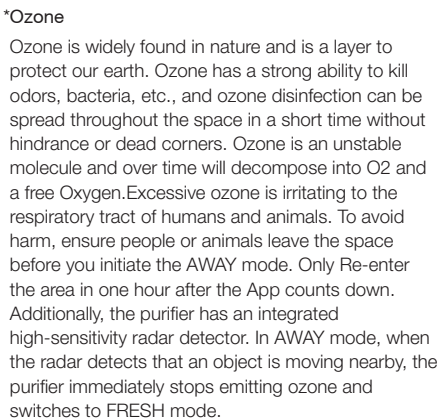


**Away Mode( 60 minutes)**  
Run with photocatalyst filter, Negative ion, UV-C, Ozone emits ( 30 minutes), and fan at level 5.



**Safety Lock**  
The safety locks prevent children or pets from accidental touching.

The AWAY mode is used when the unit is not required. In the mode, in addition to the photocatalyst, the purifier also works for 1 hour. The mode works for 1 hour half an hour. The purifier works after 1 hour.



### Replacing the Compound HEPA & Carbon Filter



AirMaster will remind you to clean the Compound HEPA & Carbon Filter every other month. Please clean or replace the new filter as appropriate.

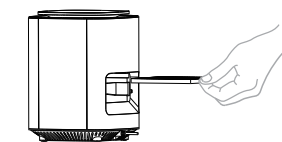
\* Replacing filter every 3 months is recommended!



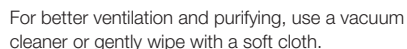
After cleaning or replacing the filter, please press and hold the "Ⓢ" icon until RESET ... DONE! appears on the display or operate the filter resetting on the APP.

\* Make sure the filter is reset; otherwise, the filter life cannot be calculated.

### Replacing the Photocatalyst Filter



As photocatalytic activity will decrease significantly after one year, the APP will remind you to replace after one year. Please contact your seller to purchase and replace.



**Notice:** Be sure to power off the purifier before performing the above operations.

Model: AOE020	Power Input: 12V/ 2A
Coverage: 5-10m <sup>2</sup> (54-108sq.ft)	Communication: Wi-Fi (2.4GHz)
Size: 180x180x240mm	Net Weight: 1450g (51.15oz)
( 7.08x7.08x9.46in )	
Manufacturer: SkyRC Technology Co., Ltd.	

1. Please use it in the indoor environment;
2. Young pets like to catch bites. Please pay attention to cable protection;
3. The touch panel is tempered glass, and there is a risk of chipping when dropped. Place the purifier on a flat surface;
4. Do not disassemble yourself;
5. In the AWAY mode, please wait for the ozone to decompose before entering the room

Within the period of warranty, if the product fails with no fault of user operations, it will be repaired at Petenex's expense. The warranty will not cover product failure in examples below:

1. Intentional damage to the product by the user or third party
2. Failure to operate or maintain the product following the (QIG) Quick Installation Guide Instructions.
3. Failure by natural wear and tear including but not limited to scratching, corrosion, oxidation and rusting.
4. Failure by non-authorized repair of the product including but not limited to user's own or third-party repairing attempts or modifications.

www.petoneer.com

\*All Pictures shown in the manual are for illustration purpose only.  
Actual product may vary due to product enhancement.

The device has been approved for use in EU countries and is therefore provided with the **CE mark**. All necessary documentation is available on the website: [www.electric-collars.com](http://www.electric-collars.com)  
Changes to technical parameters, properties and printing errors reserved.

**Service center and distribution**

Reedog, sro

Sedmidomky 459/8 101

00 Prague 10

Phone: +1 646 980 4569

Email: [info@electric-collars.eu](mailto:info@electric-collars.eu)