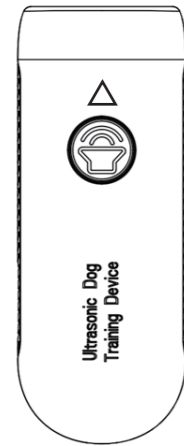


Ultrasonic Dog Training Device

User's Guide

Model:D8

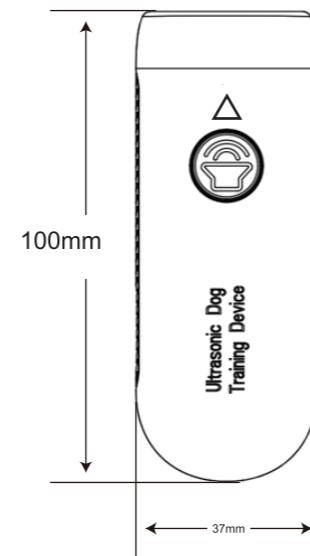


Please read this manual carefully before you use the device

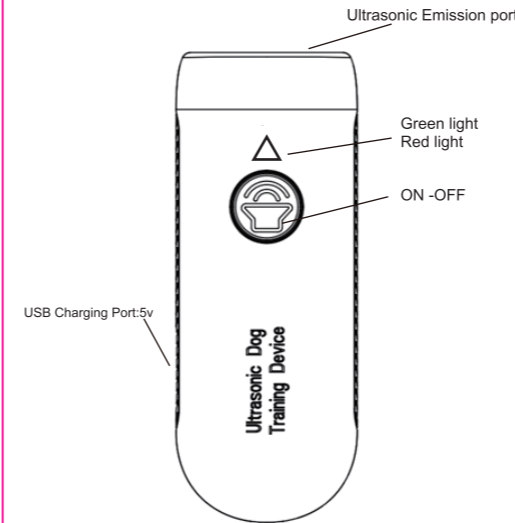
Parameter

Product name:	Ultrasonic Dog Training Device
Power:	USB
Input Voltage:	3.7V
Input Current:	40mAh
Battery:	3.7V 500mAh
Waterproof IP Rating:	IPX2
Sensor Distance:	Up to16ft
Ultrasonic Frequency:	24KHZ

Product Size:



Product introduction:



Work Principles


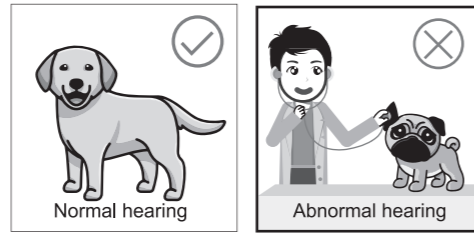

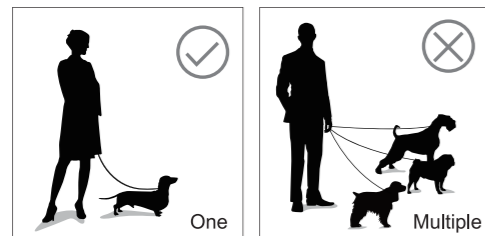
Press the button for unwanted dog barking ,and the speaker emits an ultrasonic sound , This sound can only be hear by dogs,and is silent to humans. Started by the high-pitched sound that is safe and effective , the dog should stop barking, as it will associate its bark with this unpleasant noise.After this is repeated for a few times,dog will learn that its barking will bring uncomfortable feeling to itself.By so,it will decrease the unwanted barking gradually. This version of the dog training device has been newly improved and has 2level settings:
1.Standard Frequency

How To Use

Please charge the device before every usage. Use the USB cable connect the device to laptop, PC or charger(output current is no more than 2A). Fully charged in 5 hours. The device can contiguously work for 15 days after fully charged. During charging, the red light on means charging, blue light on means fully charged.Red
1. light for charging.
2. Full charge bright blue light.
3. Low power red flashing.
4. Press the ON-OFF button to start ,release the button to stop.
5. When you press the ON-OFF button, you will hear a slight beep sound and a green light will illuminates on the device. The products is functioning normally.
6. If press and hold the button for 6 sec,the device will shut off.

100mm

Operating Guide:



Important Info.About Product

- 1.Not recommended on tiny dog(less than 4.5 lb.)
- 2.This device is not intended to provide protection against aggressive dogs.
- 3.May not be as effective on older dogs or dogs with hearing problem.
- 4.Different dog breeds may react to the ultrasonic sound differently. For optimal results , please Use the product as a training aid,along other tools or commands.Be patient on this training Process.
- 5.This device can be used for bark deterrent training for dogs .Maximum operation range is 16 ft
- 6.To avoid desensitizing your dog ,only turn on device during periods of unwanted barking .
- 7.The device should be taken facing the dog and within range of the dog(Max.16ft) .

Caution

This device can not be used to defend against fierce wild dogs. Do not submerge the unit in water or any other liquid .Avoid exposing your device to very cold or very hot temperatures (below 0 degrees Celsius or above 45 degrees Celsius).Extreme temperatures can cause the device to deform and can reduce the life . Keep at arm's length away from the human ear to avoid hearing damage. This device is not a toy.Keep away from children .Small parts can cause choking or serious injury if swallowed. Only use with dogs.This device is only used to dog training and repellent . Never attempt to use it for any purpose not described in this manual.

Package Contents :

- Ultrasonic dog Training Device*1pc
- User Manual *1pc
- Wrist Rope*1pc

Made in china

The device has been approved for use in EU countries and is therefore provided with the **CE mark**. All necessary documentation is available on the website: www.electric-collars.com
Changes to technical parameters, properties and printing errors reserved.

Service center and distribution

Reedog, sro

Sedmidomky 459/8 101

00 Prague 10

Phone: +1 646 980 4569

Email: info@electric-collars.eu