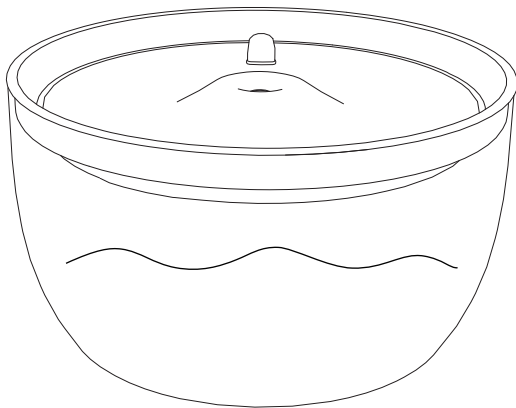


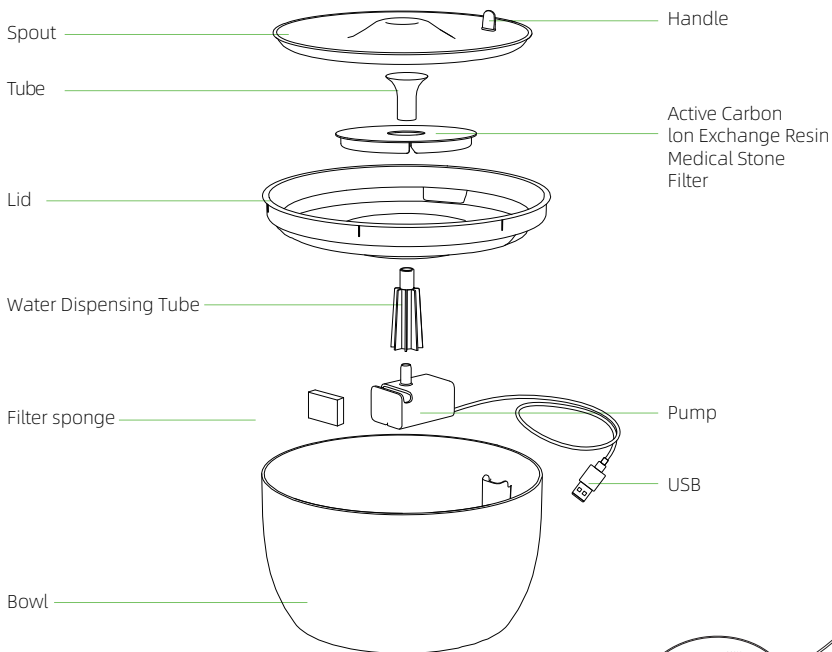
User Manual

Pet Water Fountain



Please read the manual carefully before using this product.

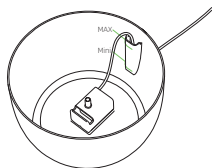
Components



Tips:

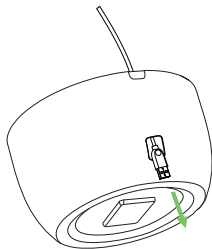
Max water level: Keep the water level is about 1cm below the USB port

Mini water level: Keep the water exceed the surface of the water pump

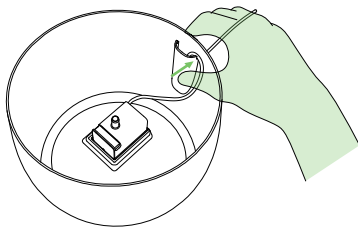


Assemble Pump

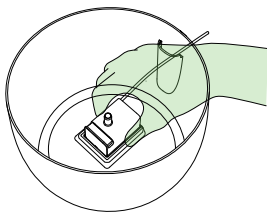
① Place the pump inside square indentation of the product.



③ Place the pump USB cable into the groove.

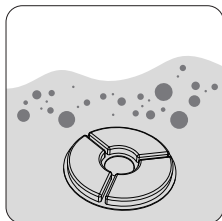


② Pass the pump USB cable through the water slot.

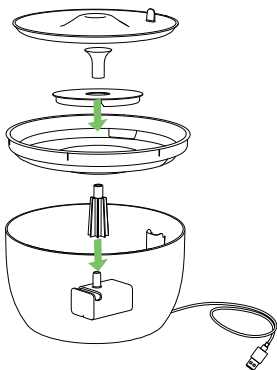


Assemble Filter

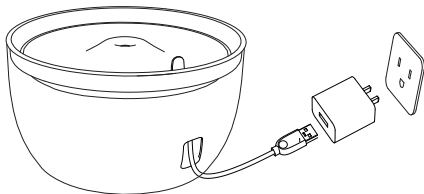
Clean the filter with clean water before use to remove dust attached to the surface.



Assemble Water Fountain and Power ON



Install the water fountain



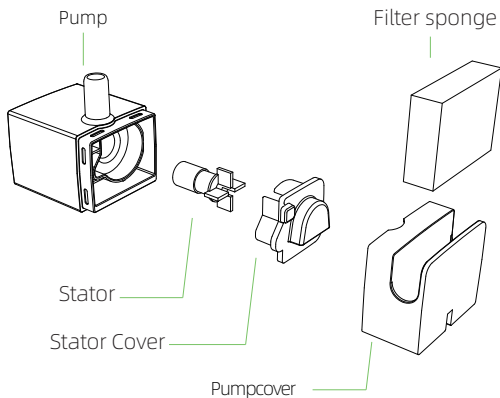
Connect the power adaptor

Fountain Maintenance

- Power off before cleaning the product.
- Clean fountain with water or clean the product.
- Foam filter can only clean by water, detergent is not allowed.
- Hot water, gasoline, alcohol or organic solvent is not allowed to clean the product.
- Dishwasher safe, but excluding pump.

Pump Maintenance

- ① Remove the filter sponge.
- ② Remove the pumpcover.
- ③ Remove the stator cover.
- ④ Remove the stator and clean the parts by water stator



Parameters

Product Name	Pet Water Fountain
Product Model	W8
Dimension	228mm*228mm*124mm
Material	ABS
NW	Around 0.72KG
Capacity	3L
Pets Appliance	Cats & Small size dogs
Power	USB 5V1A
Rated Power	1.5W

Safety & Warnings

Read all instructions carefully before attempting to operate this device.

- This fountain is only intended for indoor use with dogs and cats.
- Place the power adapter in a high position, away from the fountain so it does not get wet.
- Only use a DC/5V power adapter with this fountain.
- Do not allow the water level to fall below the pump or the pump may run dry and burn out.
- Ensure your pet does not chew the power adapter or cord, as doing so can expose the fray and expose the wires.
- Place the fountain on a protective surface to protect the floor from possible water damage from spillage.
- Dispose of all packaging properly.

Q&A Troubleshooting

● How frequently do I need to change the filter?

The charcoal filter and foam filter should be changed every 2 to 4 weeks, depending on the number of pets using the fountain. Having more pets that use the fountain will increase the saliva content and debris in the water, so the filter will need to be changed more frequently.

● Why am I finding small black particles in my pet's fountain?

It is common for some residual charcoal dust to seep from the filter. This is perfectly normal and not harmful to your pet in any manner. To help prevent the charcoal dust from shedding, rinse the filter thoroughly under running water before placing inside the fountain.

● How often should I clean the fountain?

Fountain should be clean at least every two weeks. Please clean it once a week if you living in hard water.

● Why so many bubbles in the water?

when water level to fall below the pump that the pump sucks in air, creating bubbles.

The device has been approved for use in EU countries and is therefore provided with the CE mark.

**All necessary documentation is available on the website:
www.electric-collars.com.**

Changes to technical parameters, properties and printing errors reserved.

Service center and distribution

Reedog, sro
Sedmidomky 459/8
101 00 Prague 10
Phone: +1 646 980 4569
Email: info@electric-collars.eu