



Thank you for choosing Uahpet!

Uahpet insists on helping pets to live in a way more in line with their nature through scientific and advanced parenting concepts, such as physiology, environment, behavior and psychology.

Scan QR code to get operating instruction manual



support@uahpet.com



MADE IN CHINA

Safety Precautions

Failure to comply with the following terms may result in the product not functioning properly or other unexpected losses.

- Please strictly follow the instructions to install and use this product.
- When charging the product or using it while it's charging, please prevent your pets from biting the charging cable to avoid electric leakage.
- Except for maintenance personnel, other people should not repair this product to avoid accidents.
- If children operate the product, please ensure that they are under adult supervision.
- Do not use a charger that exceeds the rated voltage.
- It is recommended to fully charge the product before the first use.
- If you encounter any problems with the product, please contact customer service.

After-sales Service

Accessories Purchase

We recommend that replacing the filter and filter sponge once a month, use with genuine please. www.uahpet.com

Warranty Regulations

From the purchase date on your purchase certificate, the product has a one-year warranty for non-human-caused performance failures, excluding consumables.

Non-warranty regulations

The following conditions (but not limited to) are not covered by the warranty:

- No warranty certificate, missing valid invoice, or exceeding the warranty service period.
- Damage caused by improper use, maintenance, or storage according to the user manual.
- Damage caused by natural disasters such as fire, lightning, or flood.
- The product model or number on the warranty card does not match the actual product.
- Damage caused by non-authorized personnel repair.
- Normal fading, wear, and tear during product use, which are not covered by the warranty.
- Product dysfunction is caused by use in non-compliant areas.
- Unless otherwise stated, the boxes, gifts and other consumables are not covered under warranty.

uahpet

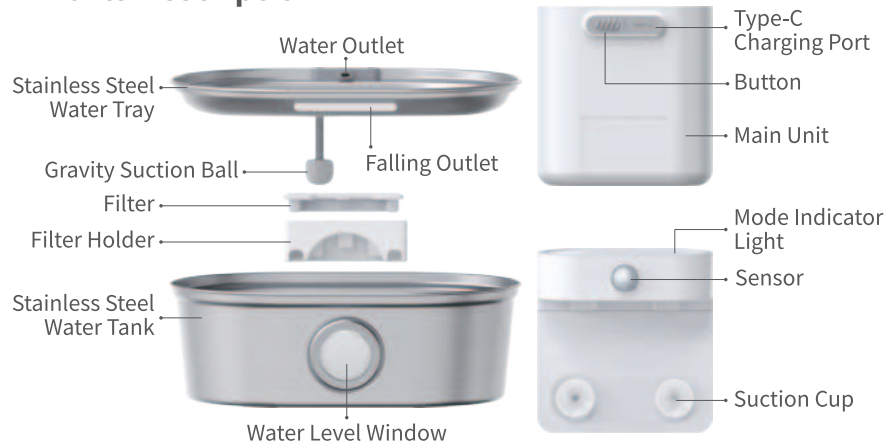


Wireless Pet Fountain Pro
Stainless Steel

USER MANUAL

Product Introduction

Parts Description



Product Specifications

Product Model	UYSJ06	Input Voltage	5V=2A
Product Material	ABS+304 grade stainless steel	Rated Power	10W
Product Capacity	67oz/2L	Battery	5000mAh
Product Size	274(L) x 228(W) x 128(H) mm	Product Weight	810g


Product List

Stainless steel drinking tray	Stainless steel water tank		
Main unit	Filter holder	Filter	Gravity ball filter sponge
Type-C charging cable	User manual		

Product Installation

Confirm that all accessories are included according to the packing list.

Product Installation Steps



Align the buckle to install the filter holder onto the window assembly, then place the filter.



Place the stainless steel drinking tray on the water tank.



Insert the main unit and make sure the suction cup is tightly fixed.

Product usage instructions

Filter Introduction

- Soak the filter for 15 minutes before first use.
- Filter must be used in conjunction with the main unit.
- For the health of your pet, it is recommended to replace the filter and gravity ball sponge once a month.

Charging Instructions

- Connect the Type-C charging cable (adapter is not included).
- Charging Time: 5h.
- The product can work normally while charging.
- Before charging, make sure the product are at room temperature, between 41° F (5° C) and 104° F (40° C).

Function and light description

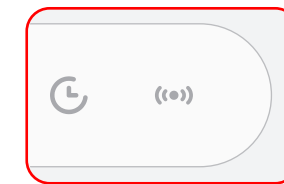
Press and hold for 2 seconds to turn ON/OFF.

When power on, press the button briefly to switch between the Sensing Mode and Timer Mode. The corresponding mode indicator light will light up, accompanied by a short "beep" sound.



Timer Mode/Sensing Mode

- 🕒 **Timer Mode**
Water is dispensed every 20 minutes
- 🐾 **Sensing Mode**
Water is dispensed when pets approach the fountain



Lighting description

- 🟡 Blue light flashing alternately: Charging
- 🟢 Blue light is always on: Charging completed
- 🔴 Red light flashing alternately: Battery is low

Maintenance and Cleaning Instructions

- Please clean the water tank, drinking tray, filter holder, and gravity ball components regularly.
- Please turn off the machine before cleaning.
- Please do not wash the main unit under a faucet or immerse it in water. Clean with dry cloth only.
- The water fountain components cannot be cleaned with high-temperature water, please use water temperature below 122° F (50° C).

The device has been approved for use in EU countries and is therefore provided with the **CE mark**. All necessary documentation is available on the website: www.electric-collars.com
Changes to technical parameters, properties and printing errors reserved.

Service center and distribution

Reedog, sro

Sedmidomky 459/8 101

00 Prague 10

Phone: +1 646 980 4569

Email: info@electric-collars.eu