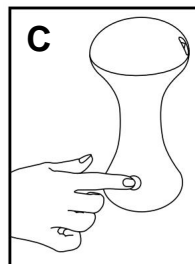
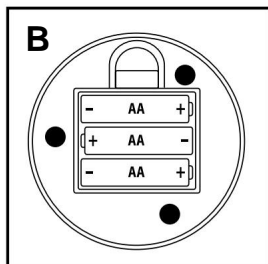
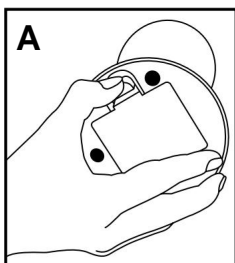


Frolicat®



PTY17-15844

Multi-Laser Toy



INSTRUCTIONS FOR USE

From now on, Radio Systems Corporation, Radio Systems PetSafe Europe Ltd., Radio Systems Australia Pty Ltd. and any other group company or brand of Radio Systems Corporation will be referred to collectively as "We" or "Us".

IMPORTANT SAFETY INFORMATION

Explanation of the warnings and symbols used in this guide



This is the safety alert symbol. It is used to alert you to potential personal injury hazards. Obey all safety messages following this symbol to avoid possible injury or death.

CAUTION, in conjunction with the safety alert symbol, indicates a hazardous situation which, if not avoided, could result in minor or moderate injury.

CAUTION, without the safety alert symbol, indicates a hazardous situation which, if not avoided, could cause harm to your pet.

NOTE is used to discuss safe usage practices that are not related to personal injury.



LASER RADIATION. Class 2 laser device. Conforms to IEC 60825-1: 2007 and DIN EN 60825-1: 2008-05 and DHHS Rule 21 CFR, Subchapter J. Diode lasers < 1mW maximum output at 630-680 nm ($P \leq 1\text{mW} / \lambda = 630-680 \text{ nm}$).

LASER RADIATION. Risk of exposure. •

This product emits/emits laser radiation. Please read all safety instructions marked on the product.

- Do not look into the laser beam or the reflection of the laser beam.
 - Do not point the laser beam at people.
 - Avoid direct eye contact with the laser beam. If contact occurs, close your eyes immediately and turn your eyes away from the laser beam.
 - Modifications to the laser device are not permitted.
 - Follow the instructions in the user manual. The use of other than those listed here may result in hazardous radiation exposure.
 - Do not point the laser beam directly at a pet's eyes.
 - Supervise your pet while playing with this product.
 - If you notice any unusual behavior in your pet, stop using the product immediately.
 - Consult a veterinarian before using the product again.
- Keep out of reach of children.
- This product is not intended as a toy for children.
 - Do not allow small children to play with this product without adult supervision.
 - pet use.
 - Inspect this product regularly for damage and discard it immediately if it is worn or appears damaged.
 - Monitor your pet's response to the laser beam and reward him or her after playing with a tangible toy, treat or affection.

These instructions must be kept and passed on to the new owner in the event of a change of ownership.

toy assembly

No assembly is required, just install the batteries, press the power button and place the multi laser light toy on the floor. Place the toy only on the flat, level floor and not on any other surface.

Inserting the battery

1. Remove the battery compartment cover on the bottom of the toy (A).
2. Insert 3 AA batteries into the battery compartment (B).
3. Replace the battery compartment cover and make sure it is properly closed.

Instructions for use The multi-laser

light toy rotates two laser lights in a 360-degree pattern for 15 minutes and then turns off automatically.

- Place the toy on the floor.
- To turn on the power (C), press and release the power button on the side of the toy.
- The toy turns on, beeps and the laser lights flash three times.
- The toy switches off automatically after 15 minutes.
- If you want to end the play time before the toy turns off automatically, press the power button once.

To ensure proper functioning

- Do not mix old and new batteries.
- Do not use standard batteries with alkaline batteries or rechargeable batteries.
- Do not use rechargeable batteries.
- Used batteries should be removed immediately. Do not dispose of batteries with household waste.

**Important recycling information**

Please respect the regulations for the disposal of electronic and electrical equipment in your country. Do not dispose of used batteries in the normal municipal waste disposal system. These devices must be recycled. If you have a

If you no longer need the appliance, do not dispose of it with your municipal waste disposal system. Please return it to where you purchased it so that it can be recycled through our recycling system. If this is not possible, please contact Customer Care for more information. For a list of Customer Care phone numbers, please visit our website at www.FroliCat.com.

conformity

This product is classified as a Class 2 laser product and contains a diode laser with a nominal power of $< 1\text{mW}$ at 630-680 nm ($P \cdot \Delta \lambda = 630-680\text{ nm}$). This product meets the requirements of IEC 60825-1: 2007 and DIN EN 60825-1: 2008-05. This device has been tested and found to comply with the relevant EU directives for electromagnetic compatibility. This product conforms to the provisions of the EMC Directives. Unauthorized changes or modifications to the equipment not approved by Radio Systems Corporation could violate EU directives, void the user's authorization to operate the equipment and invalidate the warranty. The declaration of conformity can be found at: <http://www.FroliCat.com/declarations-of-conformity>.

Terms of Use and Limitation of Liability**1. Terms of Use**

This product is offered to you conditioned on your acceptance of it without modification of the terms, conditions, and notices contained herein.

Use of this product constitutes your tacit acceptance of all such terms, conditions, and notices. If

If you do not wish to accept these terms and conditions, please return the product unused in its original packaging and at your own cost and risk to the relevant customer service department together with proof of purchase for a full refund.

2. Proper use

If you are unsure whether this product is appropriate for your pet, please consult your veterinarian or certified trainer.

Proper use includes, without limitation, reading all instructions for use and specific precautions.

3. No unlawful or prohibited use

This product is intended for use with pets only. Using this product in a manner not intended could result in a violation of federal, state or local laws.

4. Limitation of Liability

In no event shall Radio Systems Corporation or any of its affiliates be liable for (i) any direct, indirect, punitive, incidental, special or consequential damages and/or (ii) any loss or damage arising out of or in connection with the use or misuse of this product. To the fullest extent permitted by law, the purchaser assumes full responsibility for all risks and liability arising from the use of this product.

5. Modification of Conditions

Radio Systems Corporation reserves the right to change the terms, conditions, and notices under which this product is offered.

If you are informed of such changes prior to using this product, they will be binding on you as if they were included herein.

guarantee**Non-transferable two-year limited warranty**

This product is subject to a limited manufacturer's warranty. Information about the warranty and warranty conditions can be found at www.FroliCat.com or via our customer service:

- Radio Systems PetSafe Europe Ltd, 2nd Floor, Elgee Building, Market Square, Dundalk, Co. Louth, Ireland

Radio Systems Corporation
10427 PetSafe Way
Knoxville, TN 37932
(865) 777-5404

Radio Systems PetSafe Europe
Ltd. 2nd Floor, Elgee Building, Market
Square Dundalk, Co. Louth,
Ireland +353 (0) 76 892 0427

www.FroliCat.com

400-2037-19

©2016 Radio Systems Corporation

The device has been approved for use in EU countries and is therefore provided with the **CE mark**. All necessary documentation is available on the website: www.electric-collars.com
Changes to technical parameters, properties and printing errors reserved.

Service center and distribution

Reedog, sro

Sedmidomky 459/8 101

00 Prague 10

Phone: +1 646 980 4569

Email: info@electric-collars.eu