

ROLA PetPal Interactive Toys Product Manual



Check the electronic manual

Social Media

Instagram

@enabot_official



@enabot



@enabot_official



@enabot

For General Questions: ebo@enabot.com

For Technical Support: support@enabot.com

For Business : sales@enabot.com

For Marketing : marketing@enabot.com

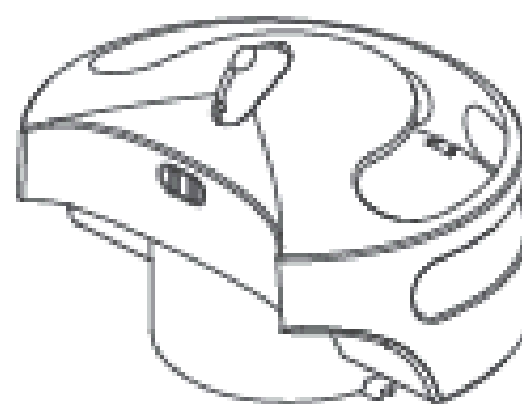


Security Information

Please read the following safety instructions carefully and take normal safety precautions before using this product.

1. Only authorized technicians can disassemble the product. Users should not try this themselves.
2. Remove the protective film before use to ensure normal operation of the robot.
3. To avoid damage from falling, do not place the robot in places where it may fall, such as tables, coffee tables, TV cabinets, etc.
4. Do not use the robot in an environment with open flames, fragile items, or flammable items.
5. Please do not drop or kick the product.
6. Avoid using the product on wet floors, such as bathrooms or near kitchen sinks.
7. Only use the product in an environment with the temperature between -10°C and 45°C .
8. Ensure that the Wi-Fi signal covers the product's range of activity.
9. Avoid excessively bending wires and placing heavy or sharp objects on the product.
10. Do not let pets bite the product's wires, as it may cause pet safety hazards.
11. Any operation inconsistent with the instructions may cause damage to the product.
12. The main unit of this product cannot be immersed or soaked in water.


Packaging




Interactive Toys



Cat teaser stick



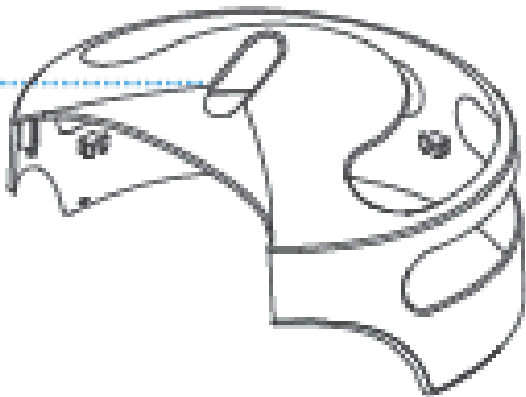
Cat ball $\times 2$



Instructions

Product Description

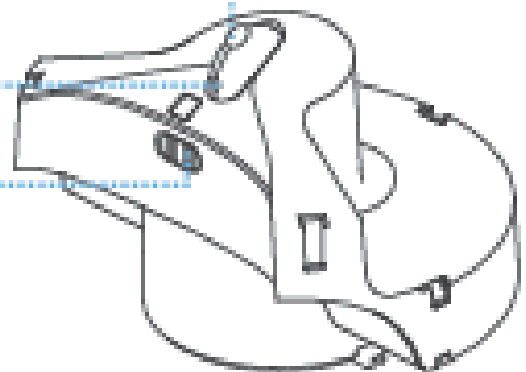
Ball case



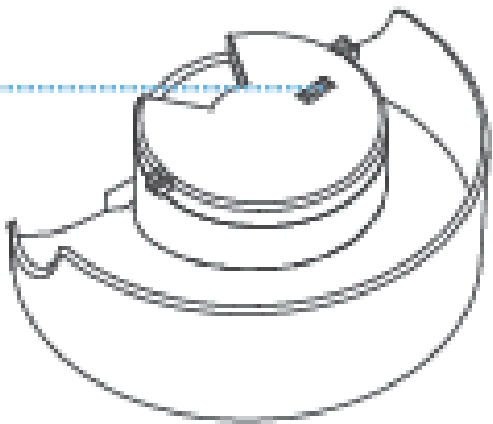
Cat teaser stick socket

Cat Laser Emission Port

Ball case

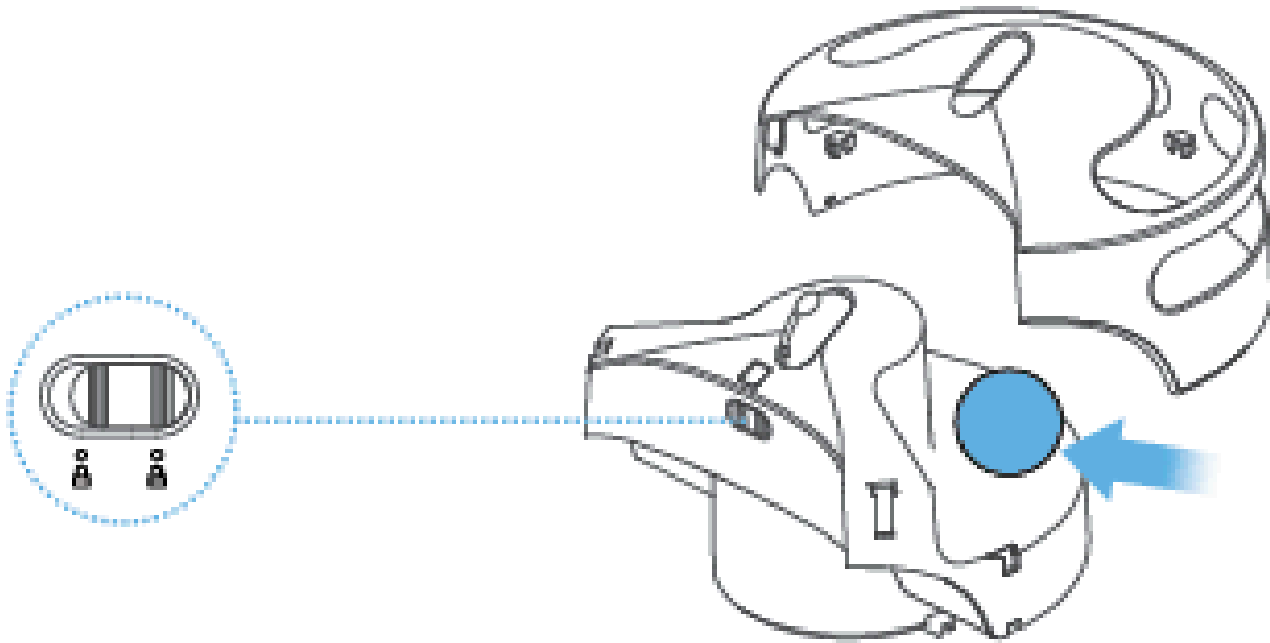


Pogo pin point

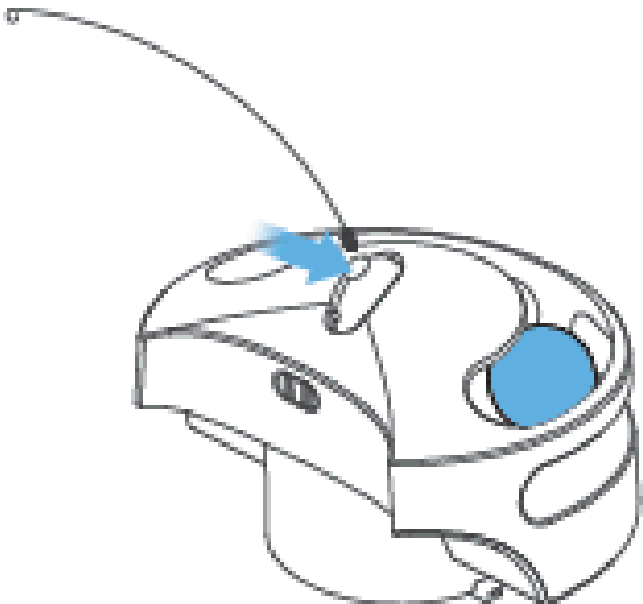


Usage Instructions

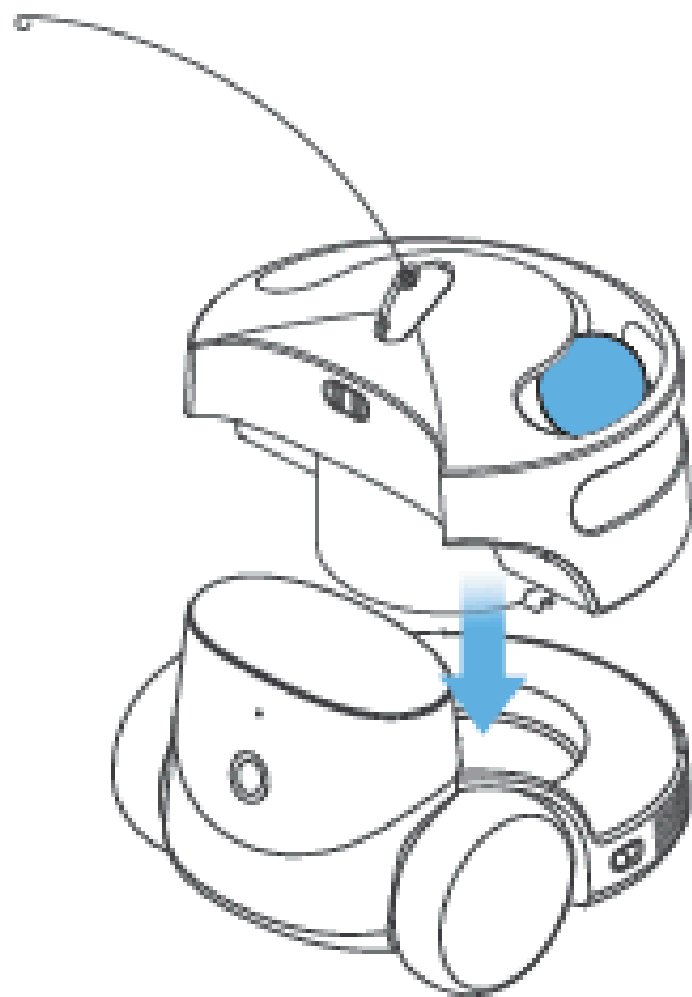
1. Open the ball case latch and put the cat ball inside.



2. Install the cat teaser stick into the stick socket.



3. Install it on the robot.



Legal Notices

1. Before using the product, please read this document and keep it for reference.
2. The illustrations and descriptions in this document are for reference only, and the actual product should take precedence. For certain specifications and configurations, please check the relevant specification documents or consult the seller.
3. The nominal storage capacity and technical performance indicators are only specifications. Actual data may vary depending on the environment and settings, etc. Factors vary.
4. If you use other products or software, you are solely responsible for compatibility and legality.
5. No content in this document shall constitute a modification of Enabot's product warranty policy.
6. This product is not designed for organ transplantation or other life support system applications. In such applications, product failure may result in personal injury or death.
7. No one may copy, delete, compile, store, transmit or translate this document without Enabot's authorization.

The device has been approved for use in EU countries and is therefore provided with the CE mark. All necessary documentation is available on the website: www.elektro-objky.cz Changes to technical parameters, properties and printing errors reserved.

Service center and distribution
The company Reedog, s.r.o.
Sedmidomky 459/8 101 00 Prague 10
Phone: +420 216 216 106
Email: info@elektro-objky.cz