

# USER MANUAL

Wicked Ball Air

EN

## BEFORE USE

---

Thank you for purchasing and using the Wicked Ball Air. For your safety and benefit, please carefully read this manual and accompanying materials before installing and using this product. If any personal injury, property damage, or other losses occur due to improper operation, the company shall not be held responsible.

---

## CAUTIONS

---

1. Check the product for damage before use. Please stop using it immediately to avoid harm to pets if the product is incomplete.
2. Supervision is required during the playtime to prevent your pet from swallowing.

## IN THE BOX



Wicked Ball Air

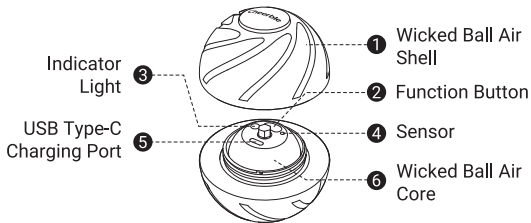


USB Type-C  
Charging Cable



User Manual

## COMPONENTS

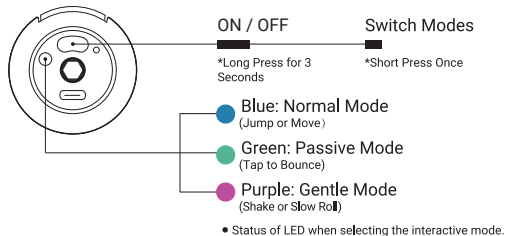


## HOW TO USE

1. Rotate counterclockwise to open the outer shell.

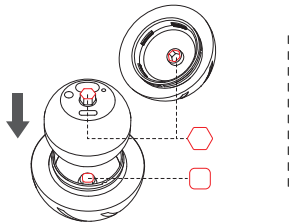


2. Power on and select an interactive mode.




## HOW TO USE

3. Put the core in, please align it with the slot.



4. Rotate clockwise to close the outer shell.




 After selecting the mode, please close the outer shell within 5 minutes, otherwise it will shut down automatically.

## HOW TO USE


5. There are 2 ways to activate the Wicked Ball Air:



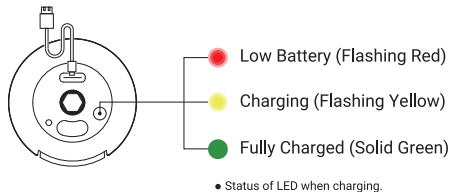
(1) Tap or shake it, and the Wicked Ball Air will activate immediately.




(2) Wait for 5 seconds, and the Wicked Ball Air will activate automatically.

 Wicked Ball Air will enter a 30-minute sleep period after 10 minutes of play-time. This is to avoid exhaustion and ensure moderate exercise for your pet. If the Wicked Ball Air is touched again while it's sleeping, it will end the rest early and continue to play with your pet.

## HOW TO CHARGE



 Before charging, please clean the foreign matter of the charging port and keep the charging port dry.

When the Wicked Ball Air shows any of the following conditions, it indicates low battery and needs to be charged:

1. The indicator light flashes red after powering on, then automatically shuts down.
2. No respond to long press of the function button.

## SPECIFICATION



Model:	CWQ01
Main materials:	E-TPU, PC
Weight:	130 g / 4.6 oz
Dimensions:	Ø 80 mm / 3.2 in
Battery:	200 mAh
Input:	5V=1A
Operating temperature:	5°C-40°C / 41°F-104°F

# LIABILITY TERMS

---

## Advice for Use

Apart from playing with this product, it is recommended that you interact with your pet and provide a variety of play activities. Opportunities for stimulation or the appropriate amount of daily exercise should be determined by veterinarian.

## Warranty

### One-Year Limited Warranty

Cheerble warrants the included hardware product and accessories against defects in materials and workmanship for one year from the date of original retail purchase. Cheerble does not warrant against normal wear and tear nor damage caused by accident or abuse. Complete details of the warranty applicable to this product and its terms can be found at [www.cheerble.com](http://www.cheerble.com).

## Terms of Use and Limitation of Liability

### 1. Terms of Use

The use of this product is subject to your acceptance without modification of terms, conditions and notices contained with this product. Use of this product implies acceptance of all such terms, conditions, and notices. If you do not wish to accept these terms, conditions, and notices, please return the product, unused, in its original packaging and at your own cost and risk with proof of purchase for refund.

### 2. Proper Use

Proper use includes, without limitation, reviewing the entire user manual and any specific safety information statements. The specific temperament or

size/weight of your pet may not be suitable for this product. If you are unsure whether this product is appropriate for your pet, please consult your veterinarian to use.

### 3. No Unlawful or Prohibited Use

This product is designed for use with pets only. This product is not intended to harm, injure or provoke. Using this product in a way that is not intended could result in violation of local laws.

### 4. Limitation of Liability

In no event shall Shenzhen Cheerble Technology Co., Ltd. or any of its associated companies be liable for (i) any direct, indirect, punitive, incidental, special or consequential damage and/or (ii) any loss or damages whatsoever arising out of or connected with the use or misuse of this product.

### 5. Modification of Terms and Conditions

Shenzhen Cheerble Technology Co., Ltd. reserves the right to change the terms, conditions and notices governing this product from time to time. If such changes have been notified to you prior to your use of this product, they shall be binding on you as if incorporated herein.

## FCC COMPLIANCE

---

This device complies with part 15 of the FCC Rules. Operation is subject to the following two conditions: (1) this device may not cause harmful interference, and (2) this device must accept any interference received, including interference that may cause undesired operation.

**Note:** This equipment has been tested and found to comply with the limits for a Class B digital device, pursuant to part 15 of the FCC Rules. These limits are designed to provide reasonable protection against harmful interference in a residential installation. This equipment generates, uses, and can radiate radio frequency energy and, if not installed and used in accordance with the instructions, may cause harmful interference to radio communications. However, there is no guarantee that interference will not occur in a particular installation. If this equipment does cause harmful interference to radio or television reception, which can be determined by turning the equipment off and on, the user is encouraged to try to correct the interference by one or more of the following measures:

- Reorient or relocate the receiving antenna.
- Increase the separation between the equipment and receiver.
- Connect the equipment to an outlet on a circuit different from that to which the receiver is connected.
- Consult the dealer, or an experienced radio/TV technician for help.

Changes or modifications to this equipment not expressly approved by Shenzhen Cheerble Technology Co., Ltd. could void the user's authority to operate the equipment.

**Cheerble®**

The device has been approved for use in EU countries and is therefore provided with the **CE mark**. All necessary documentation is available on the website: [www.electric-collars.com](http://www.electric-collars.com)  
Changes to technical parameters, properties and printing errors reserved.

### **Service center and distribution**

Reedog, sro

Sedmidomky 459/8 101

00 Prague 10

Phone: +1 646 980 4569

Email: [info@electric-collars.eu](mailto:info@electric-collars.eu)