



**Reedog No Bark Premium**

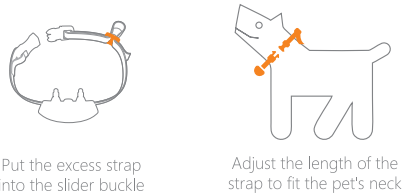
TC-001S/TC-002B

Product name : Bark Training Collar  
Product model : TC-001S / TC-002B  
Operating voltage : 3.7V  
Battery capacity : 300mAh  
Rated input : DC 5V / 1A  
Waterproof rating : IP67  
Operating temperature: -10°C~+50°C  
Storage temperature: -20°C~+60°C  
Device volume : 70mm\*37mm\*40mm  
Net weight : 71g

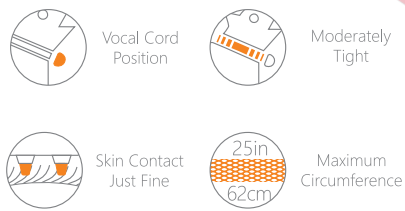
FC CE RoHS Made in China  
www.electric-collars.com / www.reedog.eu

User Operation

Wearing



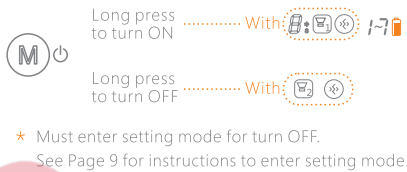
Wearing Points



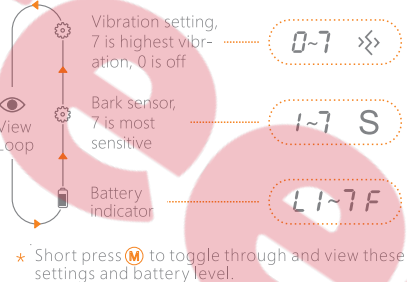
www.electric-collars.com / www.reedog.eu

User Operation

Power ON & OFF



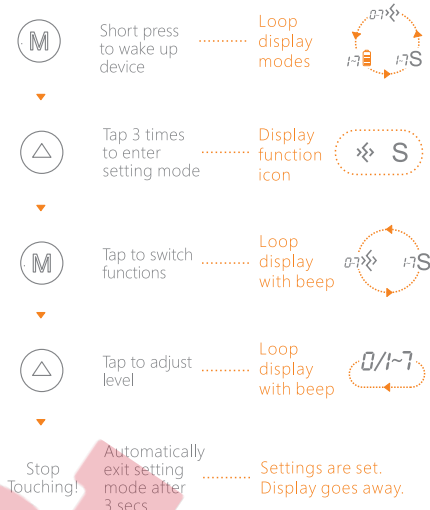
Functions & Displays



www.electric-collars.com / www.reedog.eu

User Operation

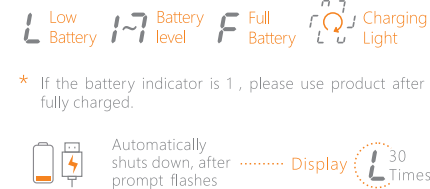
Functions Setting Process



www.electric-collars.com / www.reedog.eu

User Operation

Battery Power

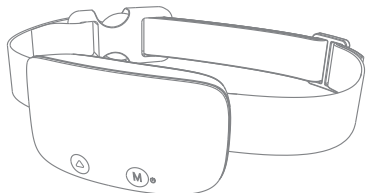


Troubleshooting



www.electric-collars.com / www.reedog.eu

BARK TRAINING COLLAR  
USER MANUAL  
TC-001S/TC-002B



www.electric-collars.com / www.reedog.eu

First Time Using

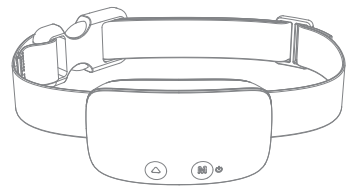
- The default setting of this product is: sensitivity sensor level 6, vibration level 3.
- Fully charge the battery before using the first time. In standby mode, touch the button (M) to view the charge level (more details please see page 9 Battery Power).

**Tip: Please read the user manual carefully before use and keep it in a safe place!**

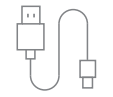
Warning

- Product wearing time is recommended no more than 12 hours/day.
  - For pets ranging from 5kg-50kg (11lbs~110lbs) and neck circumference up to 62cm (25in). Not suitable for dogs less than 5kg (11lbs) or younger than 6 months.
  - Children should not play with this product. Keep it away from children.
- www.electric-collars.com / www.reedog.eu

Contents



Bark Training Device & Nylon Collar



USB Charging Cable



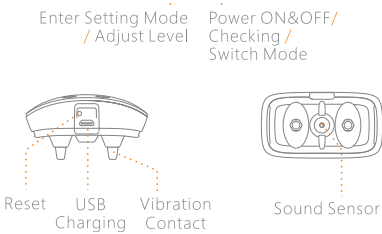
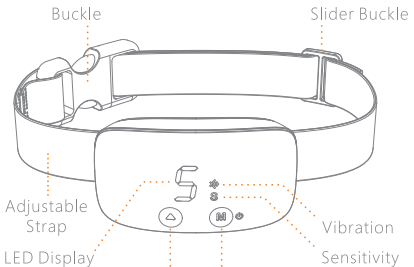
User Manual

Bark Training Device	1
User Manual	1
Nylon Collar	1
USB Charging Cable	1

www.electric-collars.com / www.reedog.eu

Introduction

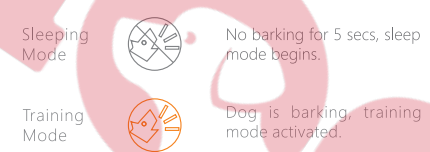
Bark Collar Components



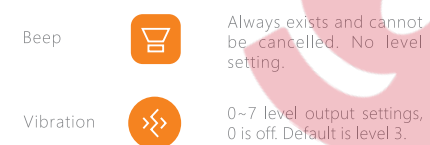
www.electric-collars.com / www.reedog.eu

Introduction

2 Working Modes



2 Basic Training Methods



Trigger Methods



www.electric-collars.com / www.reedog.eu

How Does the Device Work?

Training Mode



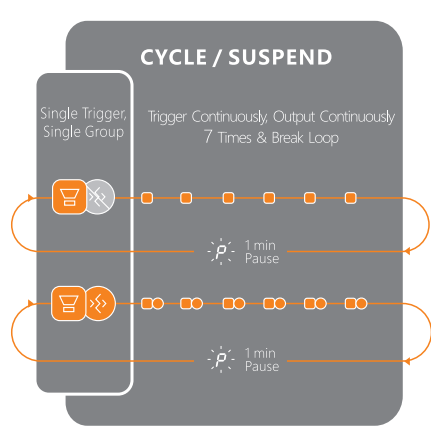
Single Method Execution Order



\* This means that sound and vibration do not happen simultaneously during barking. First, your dog will hear the sound, then vibration will occur.  
www.electric-collars.com / www.reedog.eu

How Does the Device Work?

Training Methods Combination



\* For protection, there is a 1 minute pause after 7 triggers, regardless if the dog is still barking.  
www.electric-collars.com / www.reedog.eu

The device has been approved for use in EU countries and is therefore provided with the **CE mark**. All necessary documentation is available on the website: [www.electric-collars.com](http://www.electric-collars.com)  
Changes to technical parameters, properties, and printing errors are reserved.

**Service center and distribution**

Reedog s.r.o.

Sedmidomky 459/8

Praha 10 - Michle, 101 00

Phone: +1 646 980 4569

Email: [info@reedog.eu](mailto:info@reedog.eu)

