



Cheerble Wicked Ball Rolly



Cheerble

USER MANUAL Wicked Ball Rolly

EN

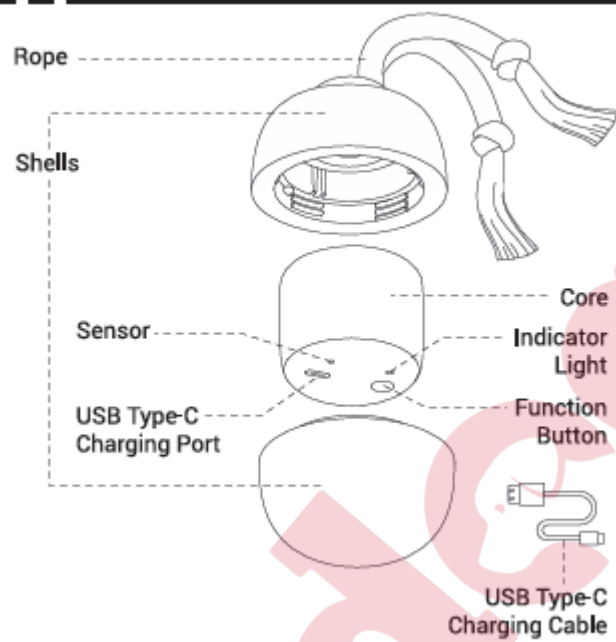
BEFORE USE

Thank you for choosing Cheerble Wicked Ball Rolly. To ensure safety and proper use, please read the user manual and accompanying materials carefully before installing or using the product. The company is not liable for any personal injury, property damage, or other losses caused by improper use.

CAUTIONS

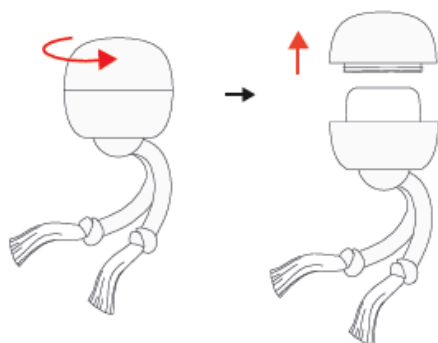
1. Check the product for damage before each use and do not use it if damaged to avoid injury. If any abnormalities occur during use, stop using the product immediately.
2. Always supervise your pet during play.
3. Never use the product without the rope installed.
4. Do not submerge the product in water. Clean it with a damp cloth only.

PRODUCT OVERVIEW



OPERATING INSTRUCTIONS

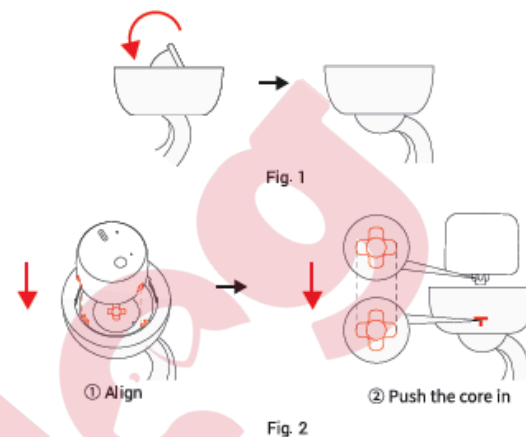
1. Open the shells.



OPERATING INSTRUCTIONS

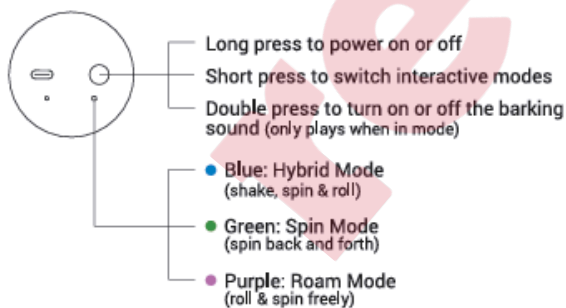


If the rope becomes out of position or the core detaches:
Push the rope back into place (Fig. 1) or reattach the core (Fig. 2).



OPERATING INSTRUCTIONS

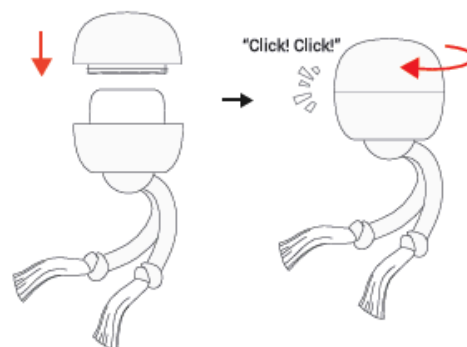
2. Operate the product.



- After selecting a mode, close the shells within 5 min to avoid automatic shutdown.
- To switch modes during use, pressing the function button once only shows the current mode. Press again to switch to the next mode, confirmed by a short "beep" sound.
- The product recalls the last set mode and barking sound status when powered back on.

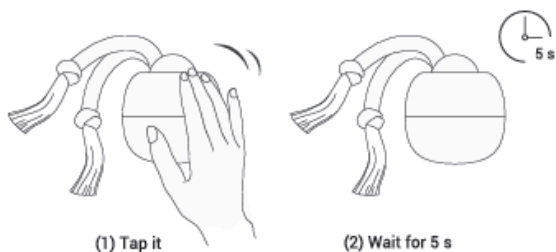
OPERATING INSTRUCTIONS

3. Close the shells.



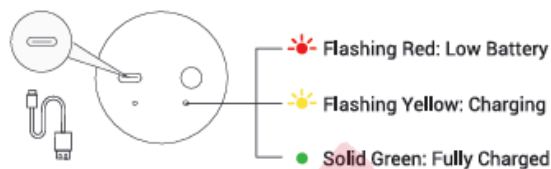
OPERATING INSTRUCTIONS

4. There are 2 ways to activate the product:



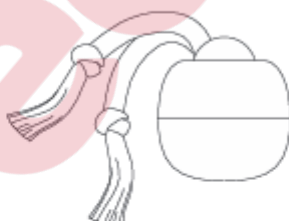
- 1. Opening the shells during use pauses the product.
- 2. If the product becomes still during use, tap to reactivate it.
- 3. After each 10-minute session, the product sleeps for 30 minutes. It automatically reactivates after 30 minutes, or tap to wake it up immediately.

CHARGING



- 1. Always keep the charging port clean and dry.
- 2. Please charge the product if any of the following occurs:
 - (1) After powering on, the indicator light flashes red, then the product shuts down.
 - (2) The product emits regular long "beep" sounds with the indicator light flashing red.
 - (3) The product does not power on after long pressing the function button.

SPECIFICATIONS



Model:	CWQ07
Main Materials:	E-TPU, PC, Blended Fabric
Weight:	7.8 oz / 220 g
Dimensions:	3.2 × 3.2 × 3.5 in / 80 × 80 × 88 mm
Battery:	600 mAh
Input:	5V=1A
Operating Temperature:	41°F to 104°F / 5°C to 40°C

Cheerble

Manufacturer: Shenzhen Cheerble Technology Co., Ltd.
Address: 2801, West Tower, Lepu Building, 66 Xingke Road,
Xili Subdistrict, Nanshan District, Shenzhen, China



The device has been approved for use in EU countries and is therefore provided with the **CE mark**. All necessary documentation is available on the website: www.electric-collars.com
Changes to technical parameters, properties and printing errors reserved.

Service center and distribution

Reedog, sro

Sedmidomky 459/8 101

00 Prague 10

Phone: +1 646 980 4569

Email: info@electric-collars.eu