

Cheerble

USER MANUAL

Wicked Ball Duo2

EN

BEFORE USE

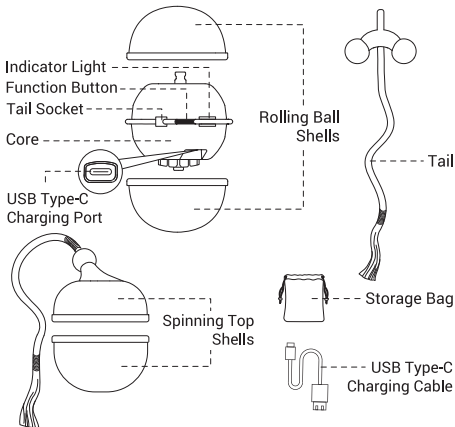
Thank you for choosing Cheerble Wicked Ball Duo2.

To ensure safety and the proper use of the product, please read the user manual and accompanying materials carefully before installing or using the product. The company is not liable for any personal injury, property damage, or other losses caused by improper use.

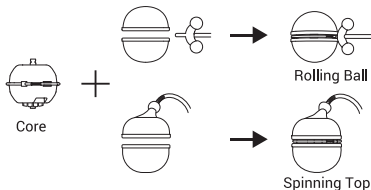
CAUTIONS

1. Check the product for damage before each use and do not use it if damaged to avoid injury. If any abnormalities occur during use, stop using the product immediately.
2. Supervise your pet when playing with the product.
3. Keep the product accessories out of reach of children and pets to avoid accidental ingestion.
4. A very small percentage of individuals may experience epileptic seizures triggered by certain light patterns or flashing lights. Consult a doctor before use if you or your family members have a history of epilepsy or photosensitivity.

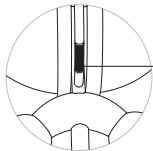
PRODUCT OVERVIEW



OPERATION INSTRUCTIONS



1. Button Controls



Long press to power on or off

Short press to switch interactive modes (within 5 s after powering on)

Double press to turn on or off the chirping sound (only plays when in mode)

OPERATION INSTRUCTIONS

Indicator Light	Mode	Rolling Ball	Spinning Top
Blue	Standard Mode	Shift steadily & roll smoothly	Spin & move smoothly
Green	Active Mode	Shift sharply & roll wildly	Spin & move wildly
Purple	Gentle Mode	Roll slowly & shift briskly	Spin & move slowly

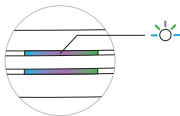


1. Once powered on or a mode is selected, the product activates after 5 s or when tapped.
2. To prevent accidental mode changes during operation, pressing the function button once only shows the current mode. Press again within 5 s to switch to the next mode, with a short "beep" sound as confirmation.
3. The product recalls the last set mode and chirping sound status when powered back on.

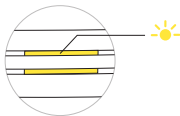
OPERATION INSTRUCTIONS

2. Tap-to-Wake Function

- (1) If the product becomes still during use, tap to reactivate it.
- (2) After each 10-minute session, the product sleeps for 30 minutes. During this period, tap to wake it up, or it automatically reactivates after 30 minutes.



Colorful: Moving

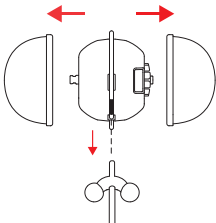


Flashing Yellow: Still or Sleeping

SHELL REPLACEMENT

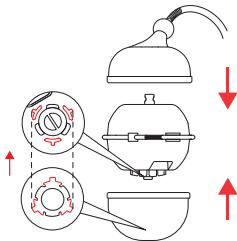
1. Rolling Ball→Spinning Top

(1) Remove the rolling ball shells and tail:



SHELL REPLACEMENT

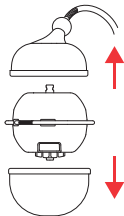
(2) Install the spinning top shells:



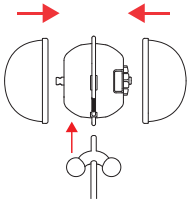
SHELL REPLACEMENT

2. Spinning Top→Rolling Ball

(1) Remove the spinning top shells:

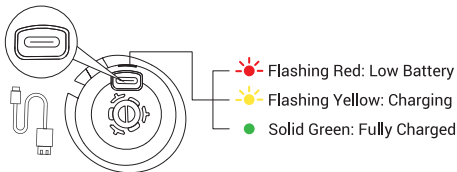


(2) Install the rolling ball shells and tail:



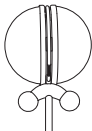
1. Power off the product before shell replacement.
2. Do not use the product without any shell installed.
3. Freely switch or mix and match the shells to create a unique play style for your pet.

CHARGING



1. Always keep the charging port clean and dry.
2. Charge the product if any of the following occurs:
 - (1) After powering on, the indicator light flashes red and the product shuts down.
 - (2) The product emits regular long "beep" sounds with the indicator light flashing red.
 - (3) The product does not power on after long pressing the function button.
3. Charge the product using the included USB Type-C charging cable and a power adapter (not included).

SPECIFICATIONS



Model:	CWJ04
Main Materials:	ABS, TPU, PC, Synthetic Fiber
Weight:	3.9 oz / 110 g
Dimensions:	2.8 × 2 × 2 in / 70 × 50 × 50 mm (rolling ball) 2 × 2.6 × 2 in / 50 × 67 × 50 mm (spinning top)
Battery:	200 mAh
Input:	5V=1A
Operating Temperature:	41°F to 104°F / 5°C to 40°C

LIABILITY TERMS

Advice for Use

Apart from playing with this product, it is recommended that you interact with your pet and provide a variety of play activities. Opportunities for stimulation or the appropriate amount of daily exercise should be determined by veterinarian.

Warranty

One-Year Limited Warranty

Cheerble warrants the included hardware product and accessories against defects in materials and workmanship for one year from the date of original retail purchase. Cheerble does not warrant against normal wear and tear nor damage caused by accident or abuse. Complete details of the warranty applicable to this product and its terms can be found at www.cheerble.com.

Terms of Use and Limitation of Liability

1. Terms of Use

The use of this product is subject to your acceptance without modification of terms, conditions and notices contained with this product. Use of this product implies acceptance of all such terms, conditions, and notices. If you do not wish to accept these terms, conditions, and notices, please return the product, unused, in its original packaging and at your own cost and risk with proof of purchase for refund.

2. Proper Use

Proper use includes, without limitation, reviewing the entire user manual and any specific safety information statements. The specific temperament

LIABILITY TERMS

or size/weight of your pet may not be suitable for this product. If you are unsure whether this product is appropriate for your pet, please consult your veterinarian to use.

3. No Unlawful or Prohibited Use

This product is designed for use with pets only. This product is not intended to harm, injure or provoke. Using this product in a way that is not intended could result in violation of local laws.

4. Limitation of Liability

In no event shall Shenzhen Cheerble Technology Co., Ltd. or any of its associated companies be liable for (i) any direct, indirect, punitive, incidental, special or consequential damage and/or (ii) any loss or damages whatsoever arising out of or connected with the use or misuse of this product.

5. Modification of Terms and Conditions

Shenzhen Cheerble Technology Co., Ltd. reserves the right to change the terms, conditions and notices governing this product from time to time. If such changes have been notified to you prior to your use of this product, they shall be binding on you as if incorporated herein.

FCC COMPLIANCE

This device complies with part 15 of the FCC Rules. Operation is subject to the following two conditions: (1) this device may not cause harmful interference, and (2) this device must accept any interference received, including interference that may cause undesired operation.

Note: This equipment has been tested and found to comply with the limits for a Class B digital device, pursuant to part 15 of the FCC Rules. These limits are designed to provide reasonable protection against harmful interference in a residential installation. This equipment generates, uses, and can radiate radio frequency energy and, if not installed and used in accordance with the instructions, may cause harmful interference to radio communications. However, there is no guarantee that interference will not occur in a particular installation. If this equipment does cause harmful interference to radio or television reception, which can be determined by turning the equipment off and on, the user is encouraged to try to correct the interference by one or more of the following measures:

- Reorient or relocate the receiving antenna.
- Increase the separation between the equipment and receiver.
- Connect the equipment to an outlet on a circuit different from that to which the receiver is connected.
- Consult the dealer, or an experienced radio/TV technician for help.

Changes or modifications to this equipment not expressly approved by Shenzhen Cheerble Technology Co., Ltd. could void the user's authority to operate the equipment.

Cheerble

Manufacturer: Shenzhen Cheerble Technology Co., Ltd.
Address: 2801, West Tower, Lepu Building, 66 Xingke Road, Xili
Subdistrict, Nanshan District, Shenzhen, China



FR

Cet appareil
et sa batterie
se recyclent

À DÉPOSER
EN MAGASIN



OU

À DÉPOSER
EN DÉCHÈTERIE



Points de collecte sur www.quefairedemesdechets.fr
Privilégiez la réparation ou le don de votre appareil !