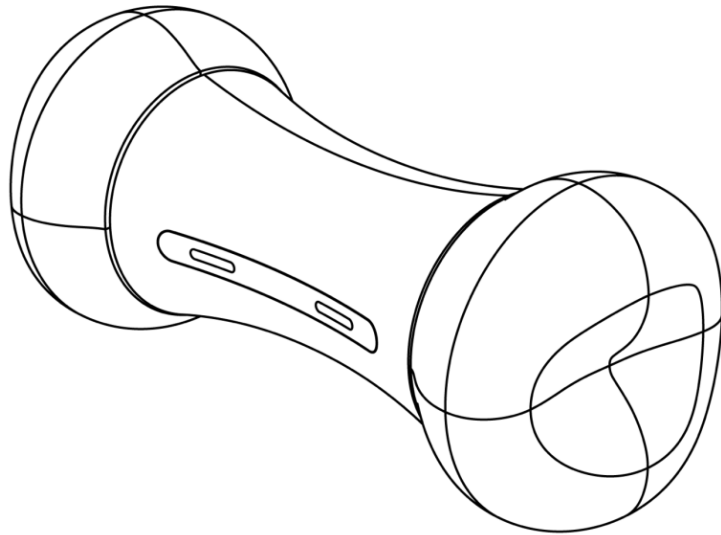


# WICKEDBONE

C1702

## User Manual

V 1.1 2018.01



# Contents

<b>Disclaimer and Warning</b>	<b>3</b>
<b>Introduction</b>	<b>4</b>
<b>In-Box Contents</b>	<b>4</b>
<b>Diagram of Wickedbone</b>	<b>5</b>
<b>Downloading the Wickedbone App</b>	<b>6</b>
<b>Basic Operation</b>	<b>6</b>
Charging the Battery	6
Pairing Wickedbone to Your Mobile Device	6
Sleep Mode	7
<b>Safety and Handling Information</b>	<b>7</b>
General Safety Guidelines	8
Environment Requirements for Operating	8
Battery Safety Guidelines	9
Battery Usage	9
Battery Charging	10
Battery Storage and Transportation	10
Battery Disposal and Recycling	11
Health Considerations	11
<b>Maintenance and Care</b>	<b>11</b>
<b>Updating the Firmware</b>	<b>12</b>
<b>Appendix</b>	<b>13</b>
Specifications	13
After-Sales Information	13
Compliance Information	13
Copyright and Trademarks	14

# Disclaimer and Warning

Visit [www.cheerble.com](http://www.cheerble.com) for the most current instructions and warnings. Shenzhen Cheerble Technology Co., Ltd. ("Cheerble") reserves the right to update this Wickedbone User Manual.

The information in this manual affects your safety and your legal rights and responsibilities. Read this entire manual carefully to ensure proper configuration before use. Failure to read and follow the instructions and warnings in this manual may result in property damage, injury, or other undesired consequences.

By using this product, you hereby signify that you have read this manual carefully and that you understand and agree to abide by the terms and conditions herein. EXCEPT AS EXPRESSLY PROVIDED IN CHEERBLE LIMITED WARRANTY, THE PRODUCT AND ALL MATERIALS, AND CONTENT AVAILABLE THROUGH THE PRODUCT ARE PROVIDED "AS IS" AND ON AN "AS AVAILABLE" BASIS, WITHOUT WARRANTY OR CONDITION OF ANY KIND, EITHER EXPRESS OR IMPLIED. CHEERBLE DISCLAIMS ALL WARRANTIES OF ANY KIND, EXCEPT AS EXPRESSLY PROVIDED IN CHEERBLE LIMITED WARRANTY, WHETHER EXPRESS OR IMPLIED, RELATING TO THE PRODUCT, PRODUCT ACCESSORIES, AND ALL MATERIALS, INCLUDING: (A) ANY IMPLIED WARRANTY OF MERCHANTABILITY, FITNESS FOR A PARTICULAR PURPOSE, TITLE, QUIET ENJOYMENT, OR NON-INFRINGEMENT; AND (B) ANY WARRANTY ARISING OUT OF COURSE OF DEALING, USAGE, OR TRADE. CHEERBLE DOES NOT WARRANT, EXCEPT AS EXPRESSLY PROVIDED IN CHEERBLE LIMITED WARRANTY, THAT THE PRODUCT, PRODUCT ACCESSORIES, OR ANY PORTION OF THE PRODUCT, OR ANY MATERIALS, WILL BE UNINTERRUPTED, SECURE, OR FREE OF ERRORS, VIRUSES, OR OTHER HARMFUL COMPONENTS, AND DO NOT WARRANT THAT ANY OF THOSE ISSUES WILL BE CORRECTED.

NO ADVICE OR INFORMATION, WHETHER ORAL OR WRITTEN, OBTAINED BY YOU FROM THE PRODUCT, PRODUCT ACCESSORIES, OR ANY MATERIALS WILL CREATE ANY WARRANTY REGARDING CHEERBLE OR THE PRODUCT THAT IS NOT EXPRESSLY STATED IN THESE TERMS. YOU ASSUME ALL RISK FOR ANY DAMAGE THAT MAY RESULT FROM YOUR USE OF OR ACCESS TO THE PRODUCT, PRODUCT ACCESSORIES, AND ANY MATERIALS. YOU UNDERSTAND AND AGREE THAT YOU USE THE PRODUCT AT YOUR OWN DISCRETION AND RISK, AND THAT YOU ARE SOLELY RESPONSIBLE FOR ANY PERSONAL INJURY, DEATH, DAMAGE TO YOUR PROPERTY (INCLUDING YOUR COMPUTER SYSTEM OR MOBILE DEVICE OR CHEERBLE HARDWARE USED IN CONNECTION WITH THE PRODUCT) OR THIRD-PARTY PROPERTY, OR THE LOSS OF DATA THAT RESULTS FROM YOUR USE OF OR INABILITY TO USE THE PRODUCT.

SOME JURISDICTIONS MAY PROHIBIT A DISCLAIMER OF WARRANTIES AND YOU MAY HAVE OTHER RIGHTS THAT VARY FROM JURISDICTION TO JURISDICTION.

Cheerble accepts no liability for damage, injury or any legal responsibility incurred directly or indirectly from the use of this product. The user shall observe safe and lawful practices including, but not limited to, those set forth in this manual.

# Introduction

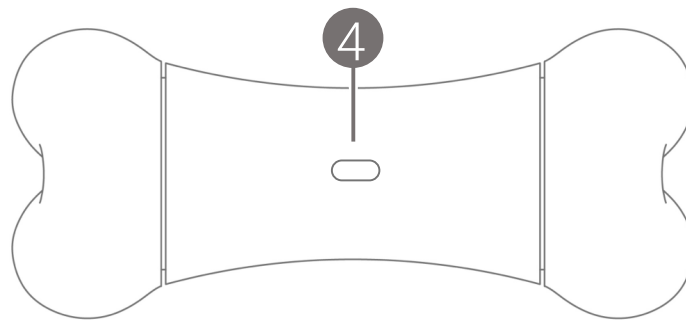
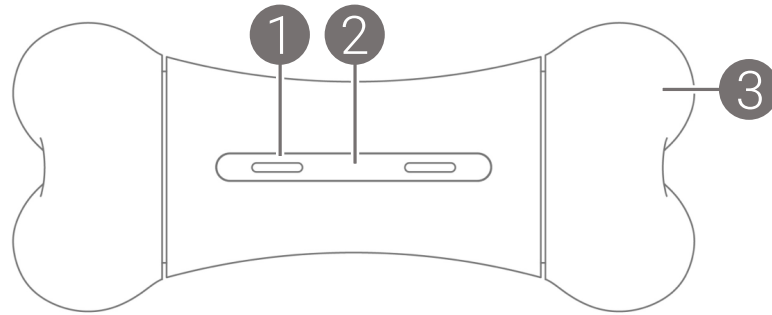
Wickedbone is a smart bone, it is capable of diverse functions, such as automatic balance, touch sensing, obstacle detection and virtual emotion. Users can easily operate Wickedbone from their mobile device with the Wickedbone app.

## In-Box Contents

In-Box Contents	Quantity
Wickedbone (Built in Battery)	1
<i>In-Box Item List</i>	1
<i>Quick Start Guide</i>	1
Micro USB Charging Cable (Accessories*)	1

\* Accessories are not covered by warranty.

# Diagram of Wickedbone



- ① LED Indicator Light
- ② ToF Sensor
- ③ Tire
- ④ Micro USB Charging Port

# Downloading the Wickedbone App

The Wickedbone app allows you to control Wickedbone through your iOS or Android device.

To download and install the Wickedbone app, scan the QR code below, or search for Wickedbone in the App Store or Google Play.

The Wickedbone App supports iOS 9.0 (or later) or Android 4.4 (or later).

## Basic Operation

### Charging the Battery

**WAKE UP:** First use of Wickedbone, or you haven't used it for long time, please charge it first.

The battery of Wickedbone can be charged by the Micro USB charging port. The LED indicator light indicates the charge status as follows:

- Blinks Orange slowly: **Charging**
- Solid Green: **Fully Charged**

---

**NOTE:** Please refer to "Battery Safety Guidelines" in this manual, and follow the safety instructions and warnings before using, charging, transportation and storage this product.

---

### Pairing Wickedbone to Your Mobile Device

The connection process is as follows:


1. Ensure that the Wickedbone battery and your connected mobile device are both charged, before connecting, disconnect Wickedbone from the USB charging cable.
2. Go to your mobile device's Bluetooth Settings page, enable it.
3. Open the Wickedbone application, tap "Connect" button.

4. Make the mobile device close to Wickedbone. It will connect automatically.

The following chart shows what the LED light indicator status' indicate.

Color and LED Status	Wickedbone Status
Solid Cyan	Connected to a mobile device
Blinks Yellow quickly	The firmware is updating
Other Color and Status	Playing status and special actions

## Sleep Mode

Tap “” or quit the Wickedbone app, Wickedbone will disconnect from the mobile device, and go into sleep mode.

---

**NOTE:** For the further details and safety instructions, please carefully review “Safety and Handling Information” in this manual.

---

## Safety and Handling Information

Before using Wickedbone, read and follow all safety information and operating instructions below for avoid dangerous or illegal situations.

### **WARNING:**

- Wickedbone should not be operated by anyone who does not fully understand the risks associated with the operation of it, including but not limited to:
  - Children under 8 years of age
  - Individuals under the influence of alcohol or drugs that might impair a person’s ability to safely operate Wickedbone
  - Those who suffer from any condition or that could affect their ability to safely operate Wickedbone
- Wickedbone has small parts inside its shell, which may present a choking hazard to small children and pets. Keep Wickedbone and its accessories away from small children under 3 years.
- Ensure that there are no safety hazards in Wickedbone such as cracked, damaged or otherwise broken parts when in operation of Wickedbone.

## General Safety Guidelines

### **⚠ WARNING:**

- Operate and store Wickedbone in a place where the temperature is between 0°C and 40°C (32°F to 104°F). Low or high-temperature conditions might cause property damage or safety accident.
- Before operating, please ensure that the Wickedbone battery and your connected mobile device are both charged, and all other components are functioning properly.
- Do not operate Wickedbone out of your sight. For the best operating experience, keep the distance between yourself and Wickedbone to within 20 m (65 feet).
- Ensure that no one is standing nearer than 20 cm when in operation of Wickedbone and that you keep a safe distance between Wickedbone and people, animals and property.
- Maintain a safe distance from Wickedbone when using “Intelligent Mode”, and pay attention to any possible obstacles and control Wickedbone to avoid any possible crashes.
- Do not allow children or pets to bite Wickedbone and its accessories to avoid damage or injury.
- Do not abuse, throw, drop, puncture, violently kick, or step on Wickedbone and its accessories. This can damage it and compromise its safe operation.
- Please keep Wickedbone and its accessories dry. Do not use external heating equipment such as microwave oven or blower to dry it.
- If Wickedbone is exposed to water or any other liquid, take it out immediately and place it in a safe and open area. Maintain a safe distance from it until it is completely dry. Do not use it again and dispose of it according to local regulations and the “Battery Disposal and Recycling” section in this manual.
- To reduce the risk of damage or injury, do not attempt to remove the shell of Wickedbone.

---

**NOTE:** When Wickedbone is in intelligent mode, you can immediately stop this mode by tapping the Stop icon, or quit the Wickedbone app. When the connection is disconnected, the intelligent mode will also be automatically stopped.

---

## Environment Requirements for Operating

### **⚠ WARNING:**

- Avoid dramatic changes in temperature or humidity when using Wickedbone, as condensation may form on or within it.
- Keep Wickedbone away from excessive heat and direct sunlight.



- Do not place them on or in heating devices, such as microwave ovens, stoves, or radiators.
- To prevent damage to internal circuits of Wickedbone, do not use it in damp or near magnetic fields.
- Do not use Wickedbone during bad weather conditions, including rain, snow, lightning, hail, and other extreme weather conditions, which may cause damage or electric shock hazard.
- Operate Wickedbone in dangerous, hazardous or public areas where use is not permitted, such as high voltage power lines, train stations, airports, and trains.
- While operating, keep Wickedbone away from all valuable and fragile items.

---

**NOTE:** Use Wickedbone on suitable surfaces. Although Wickedbone can drive on a variety of surfaces, it works best on smooth, flat and hard surfaces (such as carpet, tile wood floors, and concrete).

---

## Battery Safety Guidelines

### **WARNING:**

Wickedbone has a built-in battery that is not removable. Do not attempt to replace the battery yourself to avoid damaging the battery. Lithium Polymer batteries, such as the Wickedbone battery, are potentially hazardous. Failure to read and follow these instructions may result in fire and injury or property damage.

Using an unapproved or incompatible power adapter, charger or battery may cause fire, explosion or other hazards.

### Battery Usage

- If the battery catches fire, do not use water to extinguish it. Put out any lithium battery fire using sand or a dry powder fire extinguisher.
- Do not allow the battery to contact any liquids or corrosive elements. Do not use batteries in the rain or near a source of moisture. Any contact with water may result in fire, battery leakage, or explosion.
- If a battery is leaking, do not allow any of the leaking material to come into contact with your bare skin or eyes. If any liquid from the battery contacts your skin or eyes, flush the affected area with water for at least 15 minutes, and then immediately seek medical attention.
- Do not disassemble, puncture, squeeze, or short-circuit the batteries.
- Do not drop the batteries as that may damage them and make them unsafe to use or charge.
- If any apparent abnormalities such as leakage of the battery, please stop using it immediately.

- Do not expose the battery to direct sunlight for an extended period, or to a heater or fire or any other heat source.
- Batteries should only be used in temperatures ranging between 0° and 40° C (32° to 104° F). Using the batteries at temperatures higher than 40° C (104° F) may cause a fire or explosion. Using the batteries at temperatures below 0° C (32° F) will significantly shorten battery life. When the temperature of the batteries is outside of the designated range, the batteries will not properly provide power and may cause the Wickedbone to operate abnormally.

## **Battery Charging**

- Before charging, ensure that the Micro USB charging port is not obstructed (such as hair, clothing fiber, water, oil, sand, soil, etc.).
- Charging batteries that are outside this temperature range (between 0° and 40° C (32° to 104° F)) may lead to longer charging times, fire, battery damage, or explosion.
- Do not leave a charging battery unattended in case of an unexpected accident. If a charging battery appears to be swelling or starts smoking, discontinue charging immediately. Carefully disconnect Wickedbone from the USB charging cable and place the battery in a safe and open space. Observe it until it cools down.
- Make sure to keep the battery away from all combustible and flammable materials while charging.
- If the battery level is low, please charge it as soon as possible.

## **Battery Storage and Transportation**

- Lithium Polymer batteries are temperature-sensitive. Observe the proper temperature ranges when using and storing the batteries for your safety and for maximum battery performance.
- Do not leave or store Wickedbone in a car or other vehicles in warm climates as the temperature inside the vehicle can quickly rise above the proper range for storage. Failure to do so may result in fire, injury or damage to property.
- Keep the battery away from any humid, sandy, or dusty environments.
- When storing or transporting the battery, do not keep the battery with metallic objects.
- The suitable temperature range for storing and transporting the Wickedbone battery is between 22° and 28° C (72° to 82° F).
- Do not store the battery in an environment above 40° C.
- When storing long term (more than 3 month), charge the battery at least once every two months to maintain battery life. The storage temperature should be kept in the range of 0° to 30° C (32° to 86° F).
- Do not transport damaged batteries.

## Battery Disposal and Recycling

- Dispose of the battery in battery-specific recycling boxes or at appropriate recycling centers. Please follow your local and environmental regulations when disposing of the batteries.

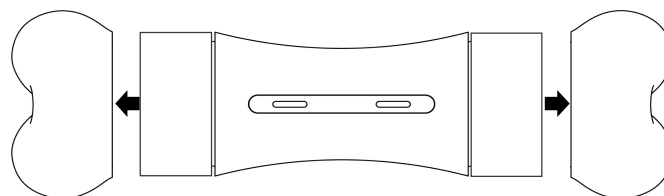
## Health Considerations

To reduce risk of headaches, blackouts, seizures, and eyestrain, avoid prolonged use, hold your smart device controller some distance from your eyes, use Wickedbone in a well-lit room, and take frequent breaks.

When you perform repetitive activities such as playing games on your smart device controller, you may experience occasional discomfort in your hands, arms, shoulders, neck, or other parts of your body. Avoid excessive play. It is recommended that parents monitor their children for appropriate play. Take frequent breaks and if you have discomfort during or after such use, stop use and see a physician.

## Maintenance and Care

Wickedbone is not designed to be waterproof, do not put it in water or rinse. You can remove its tires along the arrow direction for cleaning or replacement:



Before cleaning and maintenance, please stop using this product and disconnect all connections or cables with other devices.

---

**NOTE:** Periodically examine Wickedbone for potential hazards such as cracked, damaged or otherwise broken parts. To reduce the risk of damage or injury, do not attempt to service Wickedbone yourself; please refer all non-routine servicing questions to our after-sales service. In the event of such damage, do not use Wickedbone until it can be replaced or repaired. Refer to the "After-Sales Information" section of this manual.

---

# Updating the Firmware

Use the Wickedbone app to update Wickedbone's firmware. Update the firmware to the latest version to ensure safety and the best operation experience.

Please update the firmware according to the following steps:

1. Obtain Wickedbone's firmware version by connecting the mobile device to Wickedbone.
2. If the firmware version of your Wickedbone is not the latest version, the Wickedbone app will update the firmware automatically.
3. In the firmware upgrade process, the LED indicator light will be blinking yellow, please do not close the Wickedbone app during this process.
4. After updating the firmware successfully, the mobile device will automatically reconnect with Wickedbone, and the LED indicator light become solid cyan.

---

**NOTE:** Please confirm that the firmware of Wickedbone has been updated to the latest. When updating the firmware, ensure that the battery of Wickedbone is charged to at least 50%. Once the firmware update completes, you can check whether the update was successful by checking the version number of the update firmware. To do this, navigate to "Wickedbone App" -> "Settings" -> "About".

---

# Appendix

## Specifications

Model: C1702


Weight: 500 grams (including battery)

Dimensions: 151.5 x 64 x 64 mm / 6 x 2.5 x 2.5 inches

Wireless Connection: BT 4.0, 2.4 GHz

Battery Capacity: 500 mAh

Battery Type: Li-Polymer

Input: DC 5V  1A Max.

Operating Temperature: 0° to 40° C (32° to 104° F)

Max Speed: 4 m/s

Suggested Control Distance: Up to 20 m (65 ft)

Compatible Device: iOS 9.0 (or later) or Android 4.4 (or later)

## After-Sales Information

Visit [www.cheerble.com/support](http://www.cheerble.com/support), get the latest after-sales policy and warranty information.

---

**NOTE:** The available service options depend on the country or area where the requested service is located, and may be restricted to the original country and area for sale.

---

## Compliance Information

## Copyright and Trademarks

© 2018 Shenzhen Cheerble Technology Co., Ltd. All rights reserved.

WICKEDBONE, Cheerble, and the Cheerble logo are trademarks of Shenzhen Cheerble Technology Co., Ltd.

Apple and the Apple logo are trademarks of Apple Inc., registered in the U.S. and other countries.

App Store is a service mark of Apple Inc.

Google Play is a trademark of Google Inc.

Other trademarks, product, service, and company names mentioned may be the property of their respective owners.

### FCC Statement:

This device complies with part 15 of the FCC Rules.

Operation is subject to the following two conditions:

(1) This device may not cause harmful interference, and (2) this device must accept any interference received, including interference that may cause undesired operation.

Note: This equipment has been tested and found to comply with the limits for a Class B digital device, pursuant to Part 15 of the FCC Rules. These limits are designed to provide reasonable protection against harmful interference in a residential installation. This equipment generates, uses and can radiate radio frequency energy and, if not installed and used in accordance with the instructions, may cause harmful interference to radio communications.

However, there is no guarantee that interference will not occur in a particular installation. If this equipment does cause harmful interference to radio or television reception, which can be determined by turning the equipment off and on, the user is encouraged to try to correct the interference by one or more of the following measures:

- Reorient or relocate the receiving antenna.
- Increase the separation between the equipment and receiver.
- Connect the equipment into an outlet on a circuit different from that to which the receiver is connected.
- Consult the dealer or an experienced radio/TV technician for help.

**Warning:** Changes or modifications to this unit not expressly approved by the part responsible for compliance could void the user's authority to operate the equipment.

### FCC Radiation Exposure Statement

The device has been evaluated to meet general RF exposure requirement.  
The device can be used in portable exposure condition without restriction.

This content is subject to change without prior notice.

Download the latest version from  
[www.cheerble.com/wickedbone](http://www.cheerble.com/wickedbone)

If you have any questions about this document, please contact us by  
sending a message to [support@cheerble.com](mailto:support@cheerble.com).