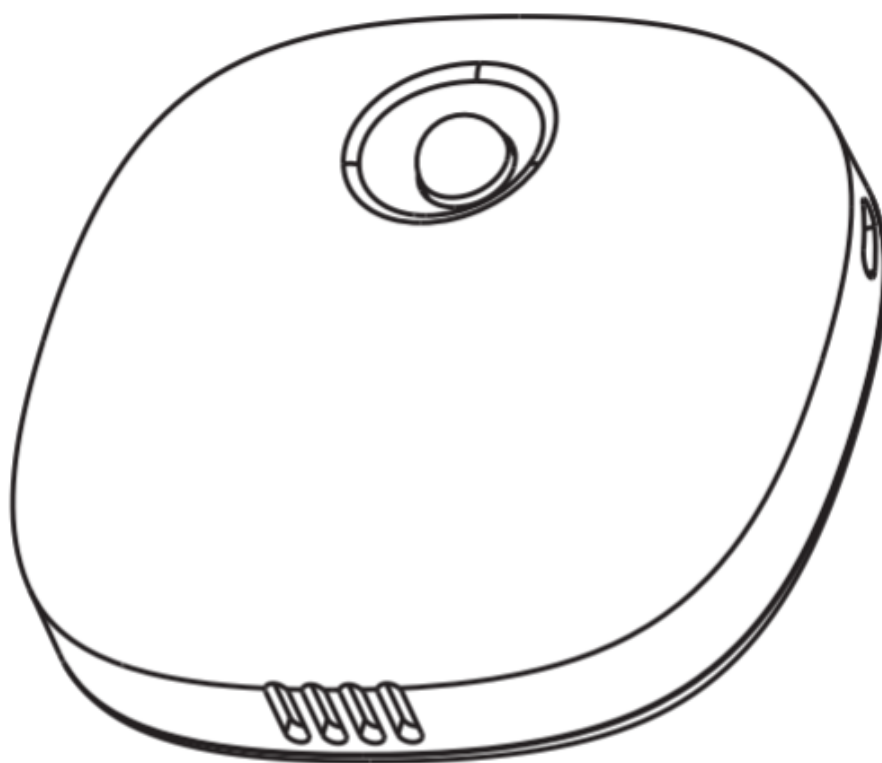




PETONEER

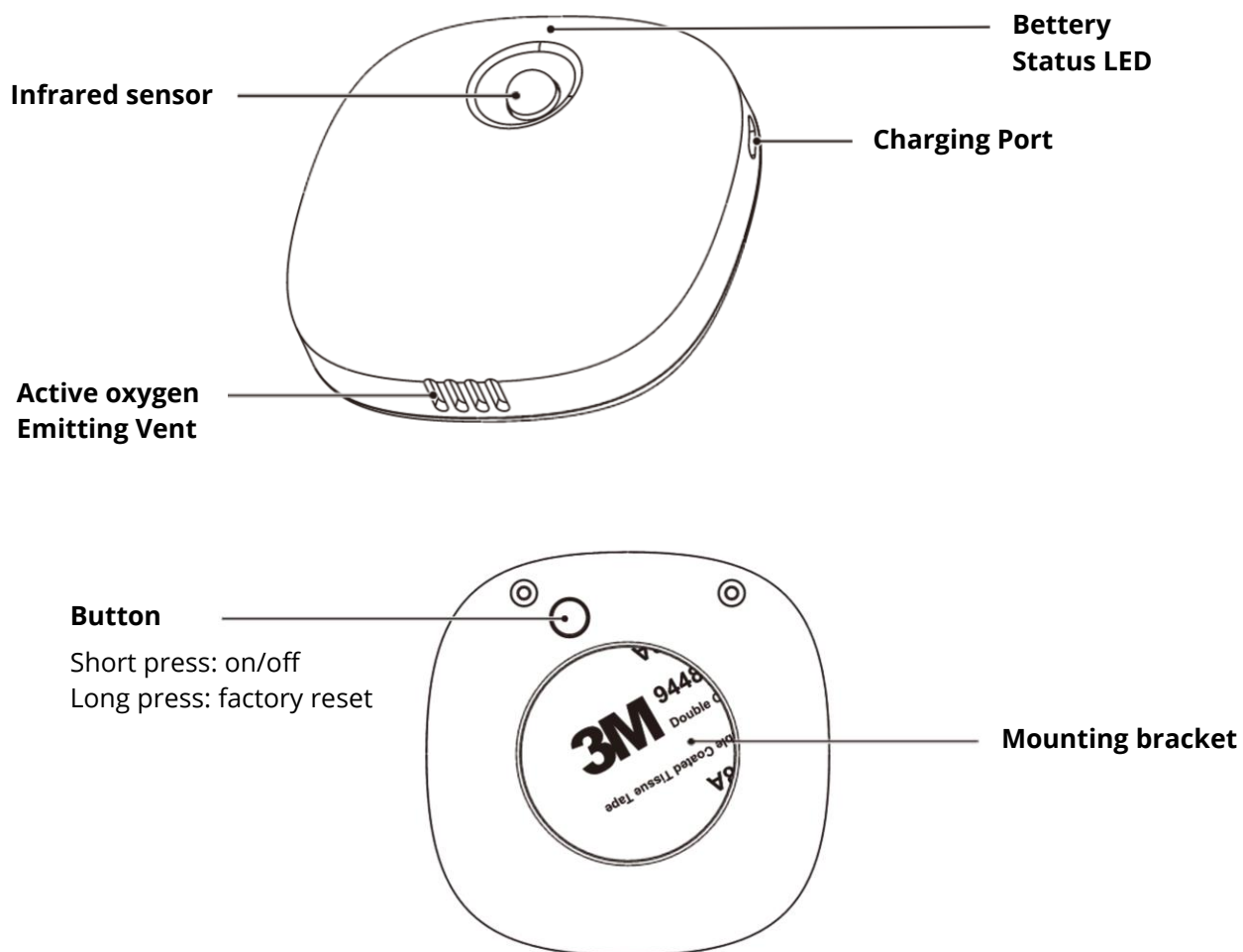


# **Smart Odor Eliminator Pro**

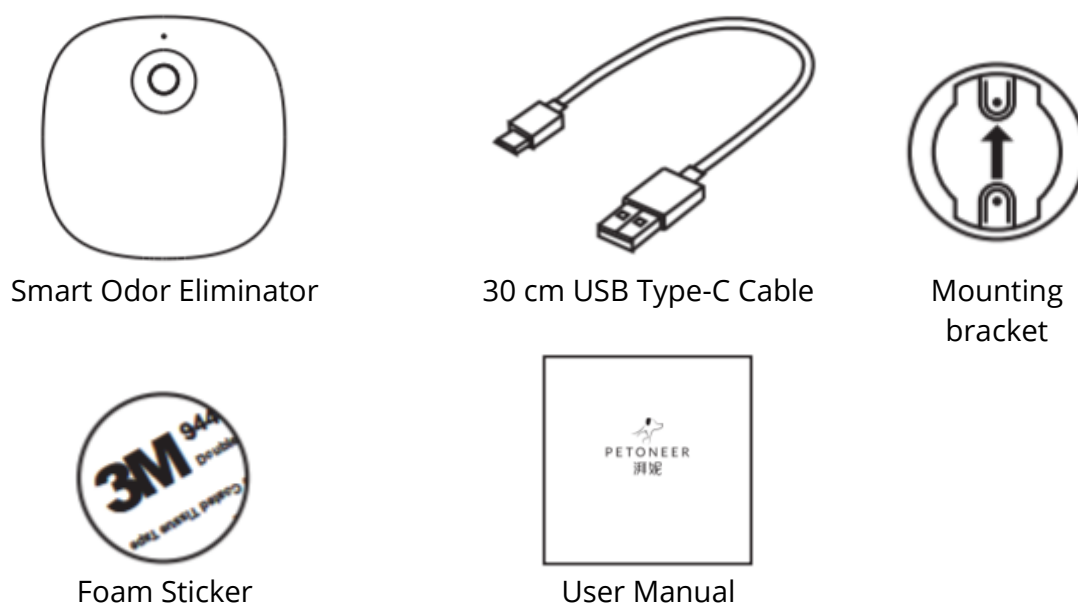
**Model: SU001-T**

User Manual • Uživatelský manuál •  
Uživatelský manuál • Használati utasítás •  
Benutzerhandbuch

## Meet your odor eliminator

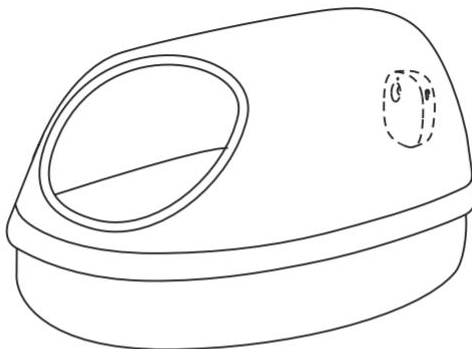


## Inside the box

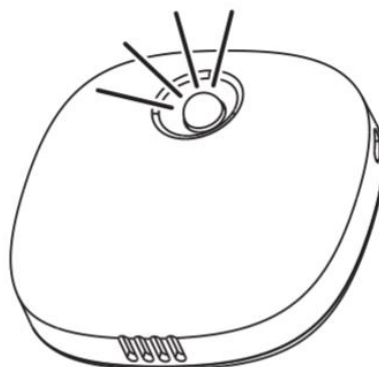


## Operations

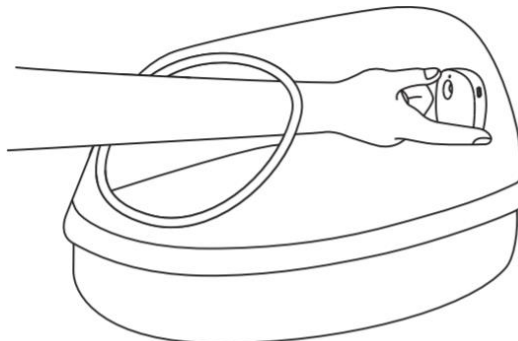
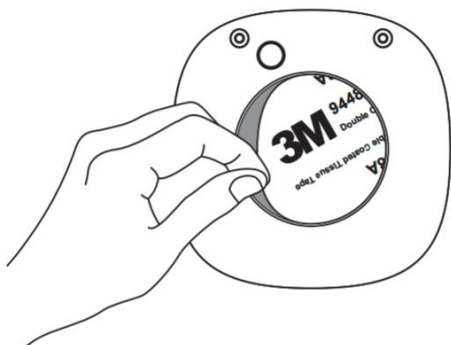
1. Wipe and clean a spot above the toilet (20-40 cm away from the litter box is ideal) or the inside of the litter with a dry cloth. (DO NOT use detergent to avoid affecting the stickiness).



2. Short press to turn on the eliminator: the LED indicator flashes three times.



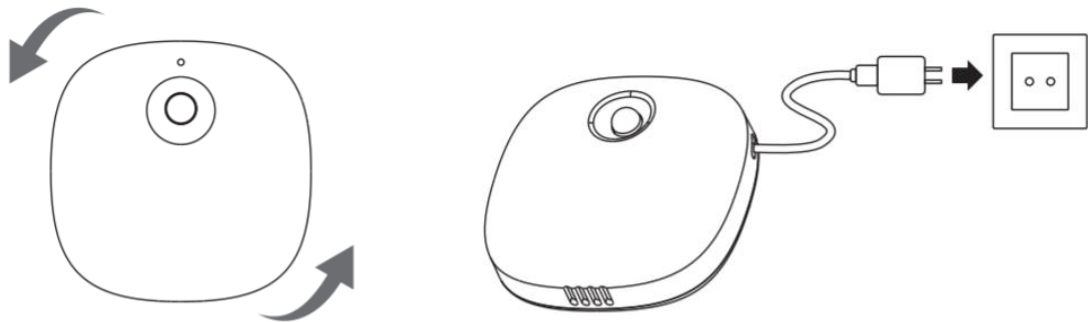
3. Peel off the 3M sticker on the back, place the air outlet downward, stick it to place where you expect and press it evenly for 10 seconds to get it secured.



## Charging

Rotate 90° counterclockwise to remove the eliminator or directly connect to the power supply for charging. It will be fully charged in 3.5 hours.

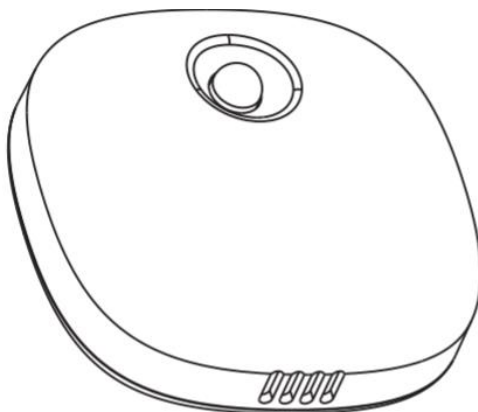
\* The power supply needs to be purchased separately!



## Working

**Working:** Emit once every interval of time, working in cycles.

**After motion detected:** The device will stop working after its sensor is triggered and emit immediately after the pet leave for 1 minute.



## Quick setup

1. Scan the QR code on the right or download the Petoneer App from App Store and Google Play. Sign up and sign into the app.
2. Click the '+' button and get walked through the SET-UP steps.

**Notice:** Due to the upgrade and update of the Petoneer app, the actual operation may be slightly different from the above description. Please follow the instructions in the current Petoneer app!



## LED Status & Button

<b>Operation</b>	Power On	Flashes three times in blue
	Power Off	Flashes one time in blue
	Working	Stand by: Blue LED turns off
		Motion detected: LED flashes three times in BLUE
		Sterilizing: Dimming in blue
		Connected: Steady blue
<b>Battery</b>	Charging	Steady red
	Fully Charged	LED is off
	Low Battery	Blink red
<b>Button</b>	Short Press	On/Off
	Long Press	Factory reset

## Tech Specs

Model:	SU001-T	Size:	83x83x33mm
Power Input:	DC 5V 1A	Net Weight:	121g
Battery:	Lithium 2600mAh	Detection range:	50~100cm
Charge Time:	About 3.5 hours	Applicable Space:	0.152m <sup>3</sup>
Warranty:	1 Year	Communication:	Bluetooth

## Precautions

1. This product is not waterproof, NEVER wash directly under the water.
2. DO NOT block the air outlet and keep proper ventilation.
3. DO NOT replace the battery or disassemble it yourself.
4. If kids are using the product, be sure the guidance of an adult is present.
5. NEVER aim the ventilation at the mouth and nose to avoid discomfort.
6. Please charge it before the first use.

The device has been approved for use in EU countries and is therefore provided with the **CE mark**. All necessary documentation is available on the website: [www.electric-collars.com](http://www.electric-collars.com)  
Changes to technical parameters, properties and printing errors reserved.

**Service center and distribution**

Reedog, sro

Sedmidomky 459/8 101

00 Prague 10

Phone: +1 646 980 4569

Email: [info@electric-collars.eu](mailto:info@electric-collars.eu)