

reedog

Cheerble

USER MANUAL

Wicked Ball Air Rope

EN

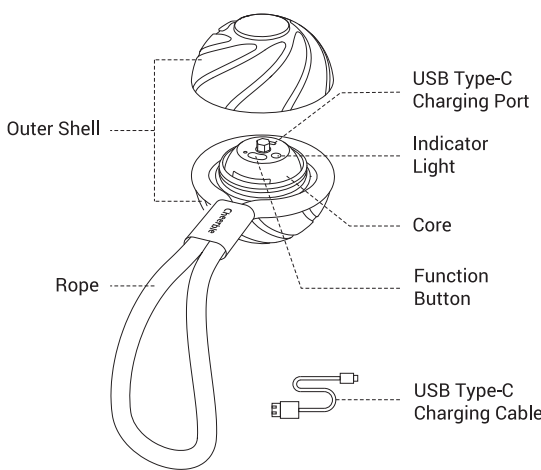
BEFORE USE

Thank you for choosing the Cheerble Wicked Ball Air Rope. To ensure your safety and the proper use of the product, please read the user manual and accompanying materials carefully before installing or using the product. Our company is not liable for any personal injury, property damage, or other losses caused by improper use.

CAUTIONS

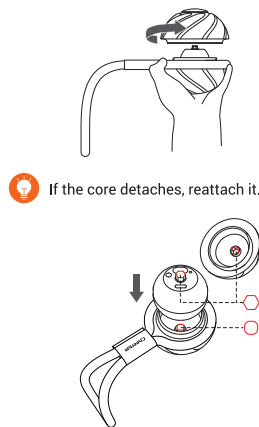
1. Check the product for damage before each use and do not use it if damaged to avoid injury. If any abnormalities occur during use, stop using the product immediately.
2. Supervise your pet when playing with the product.
3. Ensure the rope is securely attached before each use.
4. Do not submerge the product in water. Clean it with a damp cloth.

PRODUCT OVERVIEW



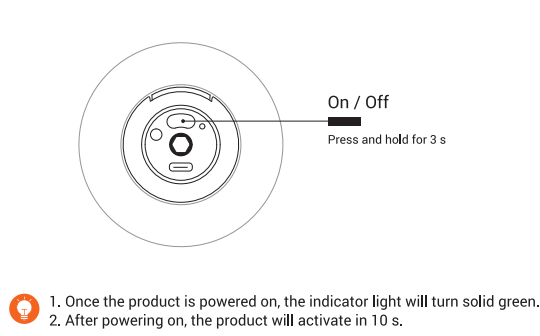
OPERATING INSTRUCTIONS

1. Open the outer shell.



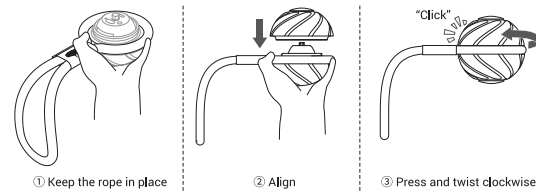
OPERATING INSTRUCTIONS

2. Power on the product.

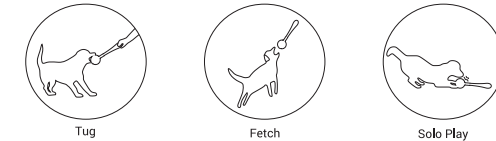


OPERATING INSTRUCTIONS

3. Close the outer shell.

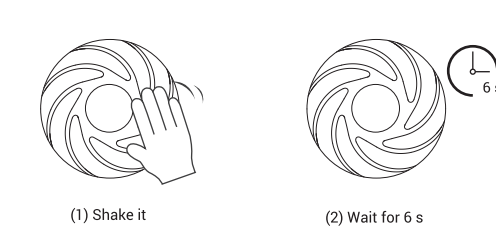


4. Bounce periodically.



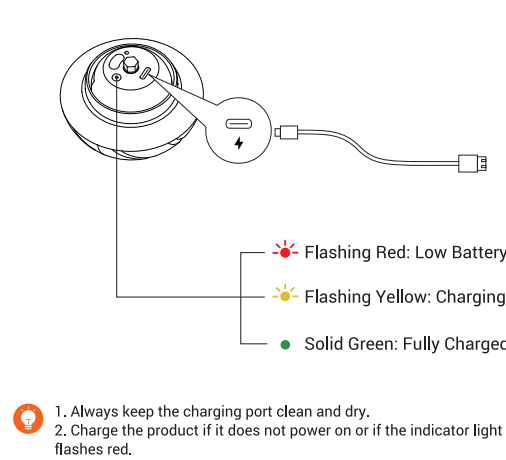
OPERATING INSTRUCTIONS

5. There are 2 ways to activate the product when it is still:



To ensure a healthy balance between play and rest for your pet, the product will sleep for 30 minutes after each 10-minute activity. During this sleep period, you can wake it up by shaking, or it will automatically reactivate after 30 minutes.

CHARGING



SPECIFICATIONS

Model:	CWQ03
Main Materials:	E-TPU, ABS, Nylon
Weight:	6.4 oz / 182 g
Dimensions:	3.4 in / 86 mm (ball) 8.7 in / 220 mm (rope)
Battery:	200 mAh
Input:	5V=1A
Operating Temperature:	41°F to 104°F / 5°C to 40°C

LIABILITY TERMS

Advice for Use
Apart from playing with this product, it is recommended that you interact with your pet and provide a variety of play activities. Opportunities for stimulation or the appropriate amount of daily exercise should be determined by veterinarian.

Warranty
One-Year Limited Warranty
Cheerble warrants the included hardware product and accessories against defects in materials and workmanship for one year from the date of original retail purchase. Cheerble does not warrant against normal wear and tear nor damage caused by accident or abuse. Complete details of the warranty applicable to this product and its terms can be found at www.cheerble.com.

Terms of Use and Limitation of Liability
1. Terms of Use
The use of this product is subject to your acceptance without modification of terms, conditions and notices contained with this product. Use of this product implies acceptance of all such terms, conditions, and notices. If you do not wish to accept these terms, conditions, and notices, please return the product, unused, in its original packaging and at your own cost and risk with proof of purchase for refund.

2. Proper Use
Proper use includes, without limitation, reviewing the entire user manual and

LIABILITY TERMS

any specific safety information statements. The specific temperament or size/weight of your pet may not be suitable for this product. If you are unsure whether this product is appropriate for your pet, please consult your veterinarian to use.

3. No Unlawful or Prohibited Use
This product is designed for use with pets only. This product is not intended to harm, injure or provoke. Using this product in a way that is not intended could result in violation of local laws.

4. Limitation of Liability
In no event shall Shenzhen Cheerble Technology Co., Ltd. or any of its associated companies be liable for (i) any direct, indirect, punitive, incidental, special or consequential damage and/or (ii) any loss or damages whatsoever arising out of or connected with the use or misuse of this product.

5. Modification of Terms and Conditions
Shenzhen Cheerble Technology Co., Ltd. reserves the right to change the terms, conditions and notices governing this product from time to time. If such changes have been notified to you prior to your use of this product, they shall be binding on you as if incorporated herein.

FCC COMPLIANCE

This device complies with part 15 of the FCC Rules. Operation is subject to the following two conditions: (1) this device may not cause harmful interference, and (2) this device must accept any interference received, including interference that may cause undesired operation.

Note: This equipment has been tested and found to comply with the limits for a Class B digital device, pursuant to part 15 of the FCC Rules. These limits are designed to provide reasonable protection against harmful interference in a residential installation. This equipment generates, uses, and can radiate radio frequency energy and, if not installed and used in accordance with the instructions, may cause harmful interference to radio communications. However, there is no guarantee that interference will not occur in a particular installation. If this equipment does cause harmful interference to radio or television reception, which can be determined by turning the equipment off and on, the user is encouraged to try to correct the interference by one or more of the following measures:

- Reorient or relocate the receiving antenna.
- Increase the separation between the equipment and receiver.
- Connect the equipment to an outlet on a circuit different from that to which the receiver is connected.
- Consult the dealer, or an experienced radio/TV technician for help.

Changes or modifications to this equipment not expressly approved by Shenzhen Cheerble Technology Co., Ltd. could void the user's authority to operate the equipment.

Manufacturer: Shenzhen Cheerble Technology Co., Ltd.
Address: 2801, West Tower, Lepu Building, 66 Xingke Road, Xili Subdistrict, Nanshan District, Shenzhen, China



The device has been approved for use in EU countries and is therefore provided with the **CE mark**. All necessary documentation is available on the website: www.electric-collars.com
Changes to technical parameters, properties, and printing errors are reserved.

Service center and distribution

Reedog s.r.o.

Sedmidomky 459/8

Praha 10 - Michle, 101 00

Phone: +1 646 980 4569

Email: info@reedog.eu

